



## November Is National Model Railroading Month

### Do Something To Promote The Hobby!

Think about how you can help promote the hobby. Introduce someone you know to the world of model railroading.

- Show them your work.
- Let them borrow some of your magazines and books.
- Take them to a train show.
- Take them to an operating session.
- Take them railfanning.
- Take them to a railroad museum.
- Help a youngster build a layout.



### Lenny still recovering

Lenny Kessler, our Trainwire Editor, is still recovering from his fractured vertebrae. Matt Kross is filling in again this month.

## November Division 5 Meeting

Date / Time: Friday, Nov 5, 2010 at 7:30 PM

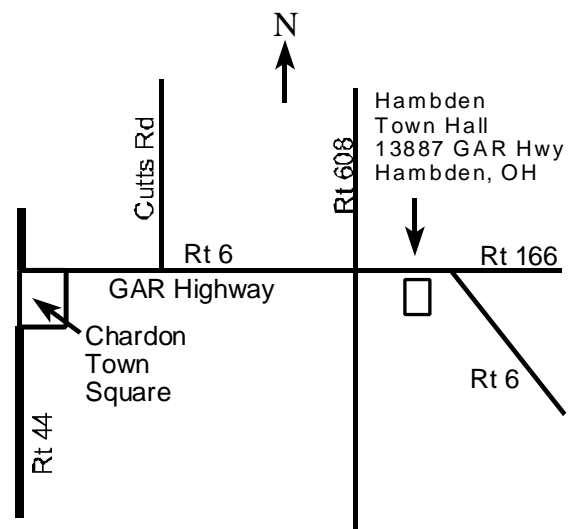
Location: Hambden Town Hall  
13887 GAR Highway (Route 6)  
Chardon, Ohio

(Located on Rt. 6 between the intersection of Rt. 608 and Rt. 166 next to Hambden Elementary School east of Chardon.)

Program: NMRA AP Review plus  
Small Scale RR Operations

Bring & Brag Theme: Passenger Cars

**Reminder: Bring & Brag entries DO NOT have to adhere to the Bring & Brag theme for the evening. The themes are meant to add some variety to the types of model work shown and to encourage members to work on something they may not have tried otherwise. The themes are not meant to discourage you from bringing in other model work that you have completed in the last 6 months. By all means, bring it in and show it off!**



Map to Hambden Town Hall

## Off the Mainline...

By Eric Hansmann  
Division 5 Assistant Superintendent

I had the good fortune to ride Amtrak for a recent weekend getaway to Philadelphia. It was a memorable trip for my wife and I. The unfortunate part was in the departure and arrival times at Lake Front station in downtown Cleveland.

We rode the eastbound Capitol Limited, which leaves Cleveland about 2:00 a.m. The westbound train arrives in Cleveland at 3:00 a.m. I really did not mind the early hours but I was disappointed with how little of the city I would actually see from the train. Since moving here over a year ago, I've been discovering nuggets of the city's industrial past. Amtrak heads east from the Lake Front station along the old Lake Shore & Michigan Southern line then connects with the Cleveland & Pittsburgh line of the Pennsylvania Railroad somewhere around East 55<sup>th</sup> Street. In the early murky hours I could barely discern where I was, but the hulks of large manufacturing and industrial looking buildings loomed in shadow beyond the train windows. At one point, I realized we were passing the area where the Pennsy once operated the extensive Kinsman Yard complex. Under dim illumination of sodium vapor security lamps, it now resembles a vacant field. Hardly a minute later the train entered Newburgh as I recognized the large Waste Management garage and facility located just north of the Harvard and Broadway intersection. This facility occupies the area where the Newburgh Wire Works stood. In a fleeting moment, the former Wheeling & Lake Erie right of way passed below my window as Amtrak sped through the area.

It was thrilling to ride through the area, even under the manufactured harsh lighting along the roadways and beside buildings. I chose to model the interlocking of the PRR, W&LE and the Newburgh & South Shore shortly after moving to the area. I had seen the railroad right-of-way from the ground, but the perspective from the moving train offered a better understanding, even if it was very early in the morning. I fell asleep by Bedford and did not wake until the train was nearing Pittsburgh.

The rest of the trip was more familiar to me as we connected with the Pennsylvanian in Pittsburgh and proceeded to Philly along the original PRR mainline. I had traveled this before and had spent

parts of my youth chasing trains between Greensburg and Johnstown. The Pennsylvanian operates in daylight as it leaves Pittsburgh about 7:00 a.m. and arrives in Philadelphia about 3:00 p.m. We picked a sunny weekend when most of the trees west of Harrisburg were in near-full color. My wife was even amazed as we passed several notable spots, including the J. Edgar Thompson steel complex where a pile of glowing slag could be seen inside the mill.



*Photo - This was taken on Horseshoe Curve. The train is the eastbound Pennsylvanian and it is on the lower part of the curve.*

The train ride offered a more comfortable trip than our recent airline experiences. Sure, it took longer to arrive in Philadelphia, but the ride was much more of an adventure than an ordeal. On our westbound journey, we marveled again over the scenery and towns along the line. And again, on the leg from Pittsburgh to Cleveland, I was able to wake up as the train was passing through Bedford and a keen eye was kept open to see the side of Newburgh we missed on the eastbound leg. In a near instant, Broadway and Harvard passed by the window, then the end of the W&LE tracks near East 91<sup>st</sup> Street. A large complex that formerly housed Valley Mould & Iron slipped by in the shadows, and then a gleam of steel on the curving Erie mainline was spotted. In ten minutes, the adventure would end at Lake Front station. My wife and I would drag our bags off the train and load up the car to scoot back to our Bainbridge home. Just before I climbed into the driver seat, there were two shorts from the Amtrak horn and the train departed westbound into the early morning.

\*\*\*\* \*\*

Our next meeting will feature a split program. Additional Achievement Program details will be

covered and there will be a quick review of small scale railroad operations with a hands-on demonstration. Don't forget, Bring and Brag kicks off our meeting. Passenger cars are the focus, but feel free to bring along some of your most recent work to share with the group.

We will see you November 5th at the Hambden Town Hall for the next meeting!

## Important Meeting Changes

Last month, we began experimenting with changing the meeting order and room layout to try to make the meetings more enjoyable for everybody. We are going to continue this for a while to see how it works out. We will try some variations and do some fine tuning as we go. We want your feedback regarding the new format, good or bad.

New meeting order:

- Bring & Brag
- Announcements
- Refreshments & Social Time
- Program
- Business Meeting

## Farmpark Country Lights Layout Dates

We will once again have modular layouts set up at Farmpark during December for their Country Lights program. The HO modules will be set up at the beginning and the LENS N-Trak modules will complete the program. Layout running times are 5:00 pm to 9:00 pm unless otherwise noted.

### HO Modules:

Setup: ?  
Layout running: Dec 3 - 11  
Teardown: Dec 11 at 9:00 pm?

### N Modules:

Setup: Dec 12 at 1:00 pm  
Layout running: Dec 12 - 23  
Teardown: Dec 23 at 9:00 pm  
Special needs program: Dec 16 morning

Breakfast with Santa: Dec 4, 5, 11, 12, 17 - 23

## 2014 NMRA National Convention Planning

The first planning meeting for the 2014 NMRA National Convention in Cleveland was held on October 19, 2010. Representatives from Div 1, 4, and 5 were there. Matt Kross, Dale Smith, and Eric Hansmann represented Div 5. The meeting was an overview of what needs to be done, the different committees that need to be formed, assigning some initial coordinators for different areas, and going over some of the administrative details. The next meeting will be held in January 2011.

If you are interested in helping with the coordination and planning of the 2014 convention, please contact Matt Kross, Dale Smith, or Eric Hansmann and they will direct you to the appropriate coordinator. We are going to need lots of help to put on this convention. This is a chance for us to show off our area to the entire NMRA.

## November Meeting Program

For the meeting program in November, Eric Hansmann will review the basics of the NMRA Achievement Program and how we can help you earn and obtain your AP certificates.

We will also have a presentation on small scale railroad operations with a possible hands-on demonstration.

## November Bring & Brag Theme

This month's Bring & Brag theme is passenger cars of any style. This could be a standard passenger car or maybe an open air excursion car or a troop transport. Just something that carries non-railroad employees on the rails.

# UPCOMING DIVISION 5 MEETINGS



## November 5

Location: Hambden Town Hall  
 Program: NMRA Achievement Program Review and Small Scale Railroad Operations

Bring & Brag: Passenger Cars

## December 3

No meeting – Holiday Party

## January 7

Location: Hambden Town Hall  
 Program: ???  
 Bring & Brag: Automobile Carriers

## February 4

Location: Hambden Town Hall  
 Program: ???  
 Bring & Brag: ???

## March 4

Location: Hambden Town Hall  
 Program: ???  
 Bring & Brag: ???

### The Western Reserve Model Railroad Museum

7230 Justin Way  
 Mentor, Ohio 44060  
 440-251-0350 [info@wrmm.org](mailto:info@wrmm.org)

#### =====

### Fall-Winter-Spring Hours

Monday thru Thursday 3:00 pm to 9:00 pm  
 Friday - Closed  
 Saturdays 10 am to 5 pm  
 Sundays Noon to 5 pm

# SCHEDULES



<b>Div 5 Promo Day</b>	<b>Nov 6</b>
Lakeland Community College Willoughby Hills, OH	
<b>Div 1 Model RR Flea Market</b>	<b>Nov 7</b>
11 AM – 4PM Akron Yacht Club, 3575 South Main St Akron, OH	
<b>Div 5 Op Sessions</b>	
- Pat Flash	<b>Nov 12</b>
- Harley Smith	<b>Nov 20</b>
<b>PA / NY Layout Tours</b>	<b>Nov 13</b>
Warren, PA and Jamestown, NY	
<b>Sebring Club Open House</b>	<b>Nov 13-24</b>
Sebring, Ohio	<b>Nov 20-21</b>
<b>Youngstown Club Open House</b>	<b>Nov 6-7</b>
Youngstown, Ohio	<b>Nov 13-14</b>
	<b>Dec 4-5</b>
<b>Division 5 BOD Meeting</b>	<b>Nov 15</b>
Hambden Town Hall	
<b>Route 30 Layout Tours</b>	<b>Nov 20</b>
Canton/Wooster, Ohio area	
<b>Div 5 Holiday Party</b>	<b>Dec 3</b>
Hambden Town Hall	
<b>Country Lights</b>	<b>Dec 3 - 23</b>
Lake Farmpark, Kirtland, OH HO modules set up Dec 3-11 LENS N-Trak modules set Dec 12-23	
<b>WRMRR Museum Open House</b>	<b>Dec 4 - 5</b>
<b>Division 5 BOD Meeting</b>	<b>Dec 20</b>
Lake Farm Park	
<b>Div 5 Railfest 2011</b>	<b>Mar 19-20</b>
Lakeland Community College	

**December Trainwire Deadline Nov 20**

# Division 5 Holiday Party

**Friday, December 3, 2010**

**Door opens at 6:30 pm  
Dinner served at 7:00 pm**

**Hambden Town Hall  
13887 GAR Highway (Route 6)  
Chardon, OH 44024**

- Buffet Dinner
- Model Railroading Chinese Gift Exchange
- Non-Rail Chinese Gift Exchange
- Lucky Loser's Raffle Drawing
- Entertainment:
  - Model Railroad Estate Planning Basics – Frank Bongiovanni
  - Railfanning Around The World – Bill Berger

\$ 8 for Division 5 member  
\$ 8 for one guest of a Division member  
\$10 for each additional guest

Advance sign-up and payment is required. Cut-off date is November 28th. There will be a sign-up sheet at the November Div 5 meeting. Dale Smith or Bonnie Lette will be collecting the money for this event at the meeting. If you can't make it to the meeting, make your reservation by calling Dale Smith at 440-286-4932 or emailing [Dale.Smith@mcr5.org](mailto:Dale.Smith@mcr5.org).

Payment needed by November 28.

**Division 5 Membership  
as of October 1, 2010**

**88**

## Team Track

[www.MCR5.org](http://www.MCR5.org)

### Division 5 Officers:

Superintendent <a href="mailto:Super@MCR5.org">Super@MCR5.org</a>	Mike Buehner	440-428-0137
Asst. Superintendent <a href="mailto:AstSuper@MCR5.org">AstSuper@MCR5.org</a>	Eric Hansmann	440-543-7754
Treasurer <a href="mailto:Treasurer@MCR5.org">Treasurer@MCR5.org</a>	Bonnie Lette	440-298-3075

### Division 5 Trustees: (Terms expire June 2012)

Dale Smith	440-286-4932
Bruce Lutheran	440-257-2105
Wayne Lette	440-298-3075
Don Bittner	440-257-7555

Division 5 Board of Directors: [BOD@MCR5.org](mailto:BOD@MCR5.org)

### Division 5 Appointed Positions: (Terms expire June 2012)

Clerk <a href="mailto:Clerk@MCR5.org">Clerk@MCR5.org</a>	Matt Kross	440-729-3045
Railfest Chairman <a href="mailto:Railfest@MCR5.org">Railfest@MCR5.org</a>	Jim Wendorf	440-357-8890
Promo Day Coordinator <a href="mailto:PromoDay@MCR5.org">PromoDay@MCR5.org</a>	Bruce Lutheran	440-257-2105
Achievement Program <a href="mailto:AP@MCR5.org">AP@MCR5.org</a>	Eric Hansmann	440-543-7754
Contests <a href="mailto:Contest@MCR5.org">Contest@MCR5.org</a>	Bill Brodie	216-780-0938
Auditors <a href="mailto:Audit@MCR5.org">Audit@MCR5.org</a>	Mike Schaab Dennis Lloyd	440-255-2530
Trainwire Editor <a href="mailto:Trainwire@MCR5.org">Trainwire@MCR5.org</a>	Lenny Kessler	440-478-6661
Refreshments <a href="mailto:Refreshments@MCR5.org">Refreshments@MCR5.org</a>	Doug Riedel	440-286-7341
Membership Roster <a href="mailto:Membership@MCR5.org">Membership@MCR5.org</a>	Matt Kross	440-729-3045
Convention Co-Chairs <a href="mailto:Convention@MCR5.org">Convention@MCR5.org</a>	Dale Smith Matt Kross	440-286-4932 440-729-3045
Webmaster <a href="mailto:Webmaster@MCR5.org">Webmaster@MCR5.org</a>	Wayne Lette	440-298-3075
Company Store <a href="mailto:CompanyStore@MCR5.org">CompanyStore@MCR5.org</a>	(Open Position)	



# Div 5 Model Railroading Promotional Day "Promo Day"

By Bruce Lutheran

As mentioned at the last several meetings, Promo Day is a Division activity that is scheduled for Nov. 6 from 10:00 to 3:00 at Lakeland College. It is in conjunction with the 2-rail O scale show that is going on at the same time.

The last two meeting programs were dedicated to a quick preview of the clinics that will be presented on Promo Day. I would like to thank the following people for taking the time to put these together and present them:

- Scenery – Matt Kross
- Track Laying – Dave Hanna
- Electrical – Soldering – Dick Roth
- Model Railroading Basics – Dave Neff
- Bench Work – Dale Smith
- N Scale Review – Mike Buehner
- Building Plastic Buildings – Bruce Lutheran

I would also like to thank everyone who stayed to listen to these clinics AND provide feedback to the above participants.

While I was sitting listening to my fellow presenters at the last meeting, I was talking to Tom Carr, who mentioned that he loves putting models together. I invited him to show-up on Promo Day and sit at a table and put together a model. I explained to him that "seeing" a model being put together would be a great attraction and that it might invite questions from people passing by. I would like to offer that same opportunity to the rest of the group! I think it would invite questions and, at the same time, allow yourself some modeling time on YOUR favorite hobby!

My "50 years of experience" volunteers, people who can walk around and answer questions at Promo Day, are Don Bittner, Rich Kasperzak, Bill Berger, Dick Naramore, and, I hope, everyone else.

## Division 5 Company Store Items

- O scale Sugar Houses @ \$36/each
- HO scale Sugar Houses @ \$24/each
- N scale Sugar Houses @ \$17/each
- HO scale Western Reserve RR Reefers @ \$12/each
- N scale Western Reserve RR Reefers (two numbers) @ \$12/each or two for \$22
- Division 5 Pins @ \$2/each
- Division 5 "Pentagon" Patch @ \$2/each

# Route 30 Express Layout Tours

Welcome to the Ninth Annual Route 30 Express Layout Tour. This year's tour will be November 20, 2010. We have 10 layouts on the tour (barring any last-minute cancellations). Starting in Canton with Gary Mott's railroad you can drive West or starting in Wooster East. Doug Wantz's Scavenger Central layout will not be on the tour this year. The layout has moved to Maryland.

It is time to say a profound Thank You to our dear friend Dean Freytag! Dean and his South Ridge Lines will no longer be on the tour. And his good friend Ken Heyl will not be on the tour this year (unless we hear otherwise). We will leave their pictures up on the site as a lasting tribute to our Ashland Friends! Many thanks to the both of them. So, the tour is a bit shorter but that won't be forever. We are looking at a couple of other layouts for future inclusion on the tour. Stay tuned to this site for updates.

The layouts will be open 10:00 a.m. thru 5:00 p.m.

The Orrville Depot will be open for all visitors to the Route 30 Express Home Layout Tour. They will have public toilets for your convenience and refreshments will also be available. They have on premises a fine gift shop so you can do some early Christmas shopping for your favorite railroader. They are located just west of downtown Orrville on Depot Street. Look for the Pennsy caboose!

## Layouts:

Glen Yoder - HO  
876 S. Wenger Rd. Dalton, OH  
(330) 857-2355

Larry Olsen - HO  
189 Pres Vannes Dr, Dalton, OH  
(330) 683-1801

D&J Hobbies - HO  
801 W. Market St, Orville, OH  
(330) 682-4266

Bob Vensel - N  
2710 Tanglewood, Wooster, OH  
(330) 345-8959

Steve Leslie - O  
3315 Bayberry Cove, Wooster OH  
(330) 345-9461

Karl Emler - HO B&O  
4778 Mel Lane, Wooster OH  
(330) 345-8304

Gary Motts  
5260 Pisces Cir. S.W. Canton, Ohio  
(330) 477-8152

The Massillon O Gauge Model RR Club  
The First United Methodist Church  
301 Lincolnway East (Route 172)  
Massillon, Ohio 44646  
Use Parking Lot and Basement Entrance On  
Third Street side of the Church

Glenn Rowland - N Scale  
8502 Stair Road West Salem, Ohio 44287  
(419) 651-9269

Richard Haughn - HO Scale  
Model Railroad Crossing  
4973 Cleveland Rd. Suite B  
Wooster, Ohio 44691  
(330) 264-1751

Smithville Model Trains  
7717 Rice Hill Road  
Burbank, Ohio 44214

More info at: <http://www.route30express.org/Rte30Announcements.htm>

# DIVISION 1 MODEL RAILROAD FLEA MARKET

SUNDAY, NOVEMBER 7, 2010

11 AM - 4 PM

SMALL SIZE: 30 tables

NO LONG LINES

LOW PRICE: \$3; \$5 family

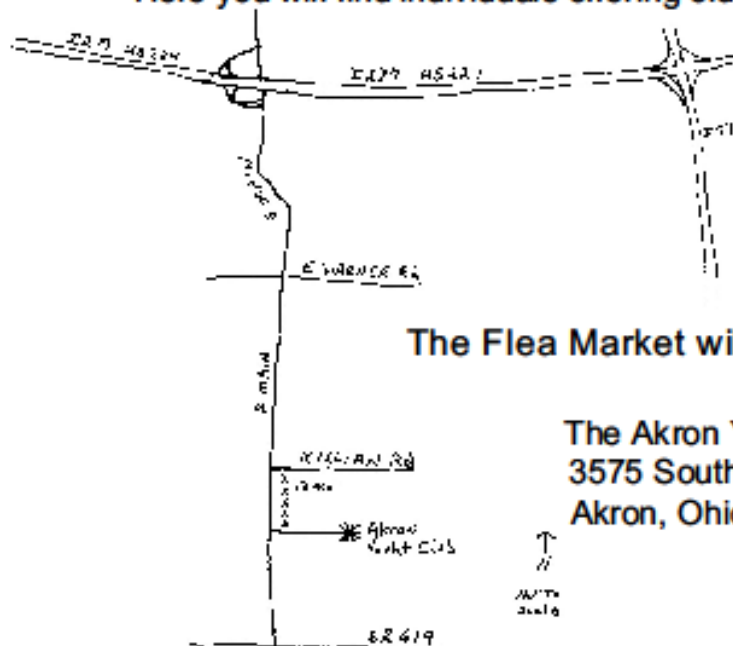
CLOSE, FREE PARKING

THIS IS THE PLACE FOR A MODEL RAILROADER  
TO SELL OR TRADE HIS RAILROAD ITEMS.

**You might find that one item you saw years ago and didn't buy.**

You will **not** find the newest and latest items here.

Here you will find individuals offering older, used or excess equipment.



Concession area available.

The Flea Market will be held at:

The Akron Yacht Club  
3575 South Main St.  
Akron, Ohio



Tables (@6 feet) are \$10 each.

Contact: Bob Ashley, Jr.  
3656 Shikellamy Dr.  
Akron, OH 44319-3742

330-645-6175 evenings

[tubtoy3656@aol.com](mailto:tubtoy3656@aol.com)

30 tables available. Request your tables  
early. Setup starts at 9 am.

Name: \_\_\_\_\_

Address: \_\_\_\_\_  
\_\_\_\_\_

Phone: \_\_\_\_\_

email: \_\_\_\_\_

Number of tables: \_\_\_\_\_ x \$10 = \_\_\_\_\_

Limit of 4 tables.

Payable to: Division 1 - MCR - NMRA



## Div 5 Operating Sessions

There has been some extra interest recently in prototypical operations of model railroads within the Division. Several operating sessions are available to Division members this month for you to see firsthand how some members do prototypical operations on their home layouts. These sessions are meant for you to participate in the actual operations.

Friday, Nov 12: Pat Flash - 2525 Tupelo, Roaming Shores, OH 44084  
7:30 pm to 9:30 pm

Saturday, Nov 20: Harley Smith - 13630 GAR Highway (Rt. 6), Chardon, OH 44024  
7:30 pm to ?

Due to the limited number of operating slots available at Pat's layout, you need to sign-up in advance for his session. Harley says he can handle all that show up. Please contact Mike Buehner (440-428-0137 or [Super@mcr5.org](mailto:Super@mcr5.org)) to sign-up for Pat's op session or for more information about the operating sessions.

## Model Railroad Club Open Houses

### Sebring Model Railroad Club Open House

November 13-14, 20-21 - 10 AM - 6 PM  
216 East Pennsylvania Ave, Sebring, OH  
\$2 donation per person, children 11 and under are free

## 2010 MODEL TRAIN OPEN HOUSE

Presented by the Youngstown Model Railroad Assn.



\$3.00 DONATION PER PERSON  
CHILDREN UNDER 12 FREE WITH ADULT

**NOVEMBER DECEMBER**

**6 - 7, 13 - 14 4 - 5**

**OPEN 12:00-6:00 p.m.**

**ALL 6 DAYS**

**CORNER OF RACCOON RD.**

**& FOUR-MILE RUN RD.**

**AUSTINTOWN, OHIO**

**Refreshments Available**

# Warren, PA and Jamestown, NY Open Houses

by Tom Cappello and Dick Bradley

With November traditionally being model railroad month, on Saturday November 13<sup>th</sup> from 10:00 am to 5:00 pm, several area model railroaders will be participating with tours of their layouts. Two are located in Warren, PA and five in the Jamestown, NY area.

In Warren will be Ray Goetz, 46 Drumcliffe Drive and Tom Cappello, 1414 Allegheny Avenue. Brochures with maps of the Warren and Jamestown area locations will be available in Warren at the House of Printing, Dreamboat Hobbies, Cady's Card Shop, Stone Consulting, and in Jamestown at Craft World.

Ray Goetz's layout is based around the southern California area. It is a point to point operation featuring several online industries. Trains are dispatched from two yards with several operators running trains at one time. This provides a very prototypical (sometimes challenging) operation. Several passing sidings provide smooth running along the line, as much switching takes place at trackside industries.

Tom Cappello's layout features electric trains from the 1930's through the 50's. Commonly called "tinplate", these "toy" trains represent an era of quality manufacturing in this country. Lionel, Marx, and American Flyer, with some modern manufacturers represented. With ten trains running, the noise is awesome!

One of the features of Tom's layout is the automatic signaling system installed on the Lionel O gauge mainline. This allows several trains to operate simultaneously on the same track. Old relays salvaged from prototype railroads' scrap piles (and dumpsters) are utilized in the signal system.

Layouts in the Jamestown, NY area include:

Wayne Bankowski – room filling HO  
Dave Eggleston – large, scenicked HO  
Mike Dickinson – Jamestown EL in HO  
John Fiero – 1940's B&O in HO  
Bob Yerkey – Modern O gauge 3 rail

## Modeling Tip – Fluorescent Under-Counter Lights

by Matt Kross

I had planned to light my lower staging yard level using strings of miniature white Christmas lights. I strung several of these above the tracks on the lower level, about 12 to 18 inches above the tracks, right underneath the upper level benchwork. I found that I needed lots of these lights to give me the desired brightness I wanted. Also, with the amount of lights I was using, they put off a lot more heat than I had anticipated. When I left them on for a long time, I could feel the upper level getting warm if I put my hand on top of the layout. I decided I should look for another alternative for the staging level lighting.

My wife wanted some under-cabinet lighting in the kitchen. I had tried some of the halogen light pucks but they put out a lot of heat. I saw some fluorescent light pucks at Home Depot and decided to try them in kitchen. These worked very well. They give off a lot of light but not a lot of heat. I realized that these would probably work well for lighting my lower staging yard tracks. I tried a set and they provide the lighting level I want. They are a bit pricey but they solved my problem. You might want to consider them if you need a lot of light but don't want a lot of heat.

Anyone want to buy a bunch of miniature white light strings and sets of halogen light pucks?

# Home-Made Photo Backdrops

By Matt Kross

I have a number of scenes ready to be put into place permanently but I can't proceed until I have the backdrop completed. For a long time, I have been trying to figure out how I was going to do my backdrops. I have had the backdrop painted sky blue for quite a while. Last spring I decided to paint some background hills and mountains. I just used a single dark green color and I didn't like how it turned out. I really wanted to use photo backdrops but when I priced what they cost from a place like Backdrop Warehouse, I quickly realized I could not afford it. I then embarked on the idea of creating my own photo backdrops. To do this, I was going to take pictures of various hillsides in western Pennsylvania this summer, but I never got around to doing this before the leaves started to change.

I then decided to see if I could find some pictures on the internet that I could use and sure enough, I found a bunch of them. I looked through a lot of pictures until I found a couple that I thought might work. I then started playing with copying and pasting sections of these pictures using some computer-based drawing packages. My first pass yielded something that I think is going to work. It doesn't have to be perfect. It has much more realistic detail than a hand painted backdrop, but it isn't a perfect picture. If you look closely, you can see seams where sections were pasted in and you can tell that some areas were copied over and over. However, the backdrop will be obscured in places by structures and other scenery, so it should blend in okay and just be a background as it is intended.

The following picture is one of the main pictures that I used as a starting point:





I then created a number of variations of backdrops using elements from the starting picture. The following is one of them.



The picture above was created entirely by copying and pasting elements of the starting picture. I have access to a 24" x 36" color inkjet printer that I am using for my test prints. When I print the above picture on this printer, the size works out nicely for my N-scale layout. The usable mountain side section measures approximately 10" high by 32" long. I am able to fit two pictures on one 24" x 36" printout. A few of the backdrops I have created are much taller, measuring around 20" x 32", for areas where I need them to rise above large structures on the layout (such as my power plant and steel mill buildings).

Here is another picture that I started with and the backdrop that I created.



I need to make this backdrop higher, so I will add rows of copied trees to the bottom. I will also probably cover up some or all of the houses that show as light-colored dots on the hillside. I already covered a number of them to hide the fact that sections are repeatedly copied.



The following picture shows a quick test of the backdrop. Two versions of the backdrop were cut-out and temporarily taped to the backdrop. You can probably see some of the scotch tape in the picture.





After I repaint my skyboard to get rid of the background hills I painted on, I plan on gluing these photo backdrops to my skyboard directly. The prints just use standard ink on standard paper. Yes, I know these are going to fade over time, but the process is fairly cheap and I am hoping the fading will make it just look like hazy hills in the background, so I am going to try it. If I have to replace the backdrops in 10 years, so be it. I think it will be worth it!

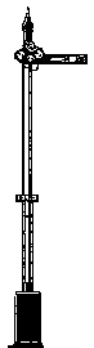
## Businesses Accepting Division 5 Certificates

*The businesses listed below are currently accepting Division 5's award certificates:*



Stewart's Hobbies & Collector's Toys	- Willoughby, OH
HobbyTown USA	- Mentor, OH
Train Specialty Company	- Chardon, OH
Village Train Shop	- Perry, OH
Toy-N-Hobby Headquarters	- Geneva, OH

***Please support these dealers!***





## Div 5 BOD Meeting Notes

Submitted by Eric Hansmann – Assistant Superintendent

A Division 5 BOD meeting was held on October 18, 2010 at Hambden Town Hall. The meeting came to order with all officers, three directors, two committee chairs and two guests present.

- Dale Smith offered a Promo Day update. The event has plenty of tables and chairs but could use signage to help direct visitors to the activities. A couple of options were discussed at two price points. All agreed that the signage would add to the program success and the most cost effective version would be pursued. Dale also noted a recent donation of a 4x8 model railroad. Discussion revolved around using the layout as a demo at the event and selling chances to give it away that day. Division 5 members can work on improving the layout on site so the winner has a working model railroad. All felt this would make a big impression on those attending. Ticket prices were set at \$1 each or six for \$5 with a 2:30 p.m. drawing.
- Next point of business was the upcoming Farm Park Country Lights event that runs from December 3 to 23. Mike Buehner noted the HO modules would be set up on December 2. Tear down of the HO modules and set up for the N scale modules would be on December 14<sup>th</sup>.
- The Division 5 Holiday Party will be held December 3<sup>rd</sup>. The menu and caterer will be the same as last year. The board decided to keep the costs the same as last year. Division 5 member cost will be \$8 and a cost for the first guest would also be \$8. The cost for additional guests would be \$10 each. Presentations will be made by Frank Bongiovanni on Estate Planning and Bill Berger will present slides of railways around the world. The division gift exchange will also be a part of the event. Members who want to participate are encouraged to bring gifts with approximate values between \$12 and \$15 for the exchange.
- November operating sessions were noted by Mike Beuhner. He had been organizing an op session day for Division 5 members. Harley Smith's layout will be open November 20 for members to visit and operate. Pat Flash will also open his doors but a specific date has not been set. Mike hoped for one additional layout but details were not finalized.
- Board members discussed the new membership meeting format. Some complaints were fielded concerning the business portion at the end of the evening, but overall the feedback has been positive. Some alterations will be made for the upcoming meeting.
- Jim Wendorf offered a Railfest update for the Board. The vendor list mailing has been sent and the college is set up. The handball courts will be added to the venue space and Jim hopes to spread the layouts out to each room to attract attention throughout the venue. Returning vendor registration is due the first week of January. Jim was unsure if there will be space for new vendors as he expects all vendors to be returning. It was noted that trains set prices are low and it may be wise to pick up sets for the raffle while the prices are down. Discussion also centered on reducing the number of free entries to the event. A couple of exhibitors have been allowing large numbers of people free entry to the event because these folks are assisting with the exhibit. Many have observed that few of these extra people actually assist with the exhibit and seem to just come for the free entry. The Board discussed offering only a smaller number of passes for these exhibitors to use for their main staffers. Additional assistants may pay a reduced fee for entry. Everyone agreed that this is an area that needs to be tightened up. More discussion is expected at future meetings.
- Saving the best part until last, the Board reviewed several budget proposals and requests for 2011. These ranged from the Boy Scouts Model Railroad Merit Badge program, to the module groups, to a possible Division 5 50<sup>th</sup> Anniversary celebration. Board members are considering an overall line item of funds to parse out for program requests. These funds are often for promotions outside of the Division, gifts to local groups, or for Division-related groups. Specific dollar amount decisions will be done as the year rolls along.

- Lastly, as the Division approaches the fifty-year mark, several Board members would like to find specific details on the founding of Division 5. The early history is pretty murky and any assistance would be appreciated. Please call or email one of the officers or board members if you have any details to share. We would appreciate the info.

**Next Division 5 BOD Meeting**  
**November 15, 2010 - 7:30 PM**  
*(Third Monday of every month)*  
 Hambden Township Town Hall  
 13887 GAR Highway (Rt. 6)  
 Chardon, OH

## Division 5 Meeting Minutes – October 1, 2010

Superintendent Mike Buehner called the meeting to order at 7:30 pm at Hambden Township Town Hall. There were approximately 22 members and 5 guests present.

- The meeting used the new format where we start with Bring & Brag, then announcements, have our social time and refreshments, have the program, and then our business meeting.
- Bring N Brag – Theme for the night: Coil Cars

Matt Kross

Ken Stroebel

Rich Kacprzak

Bill Brodie

- Announcements included a list of upcoming train shows, layout tours, and open houses. Division 1 is having a trainshow on Nov 7 at the Akron Yacht Club.
- We would like input from the membership for Bring & Brag themes. Please let a Div 5 BOD member know what you would like to see.
- Program for the evening: Div 5 Promo Day Clinic Review – Part 2

Three of the people putting on demonstrations at the upcoming Div 5 Promo Day reviewed what they were going to present. Feedback from the audience was provided to help adjust the presentations for the expected audience.

October Presenters: Mike Buehner – N Scale Modular Railroading  
 Dale Smith – Basic Benchwork  
 Bruce Lutheran – Assembling Plastic Kits

- The business meeting was very short. There wasn't any Old Business or New Business topics brought up. There weren't any questions from the membership regarding the BOD minutes.

Submitted by Matt Kross - Clerk

# THE TRAINWIRE


12049 Sperry Road  
Chesterland, OH 44026-2244  
Publication of Division 5  
**"The Western Reserve Division"**  
Mid Central Region  
National Model RR Assoc. Inc.  
*A Non-Profit Educational Organization*

NOV 2010

First Class Mail

**National Model Railroading Month, Promo Day update, meeting changes, home-made photo backdrops, November open houses and layout tours, November operating sessions**

## The Trainwire

  
**The Trainwire** is an official publication of Division 5 "The Western Reserve Division", Mid Central Region, National Model Railroad Association. It is published approximately once a month and mailed to all NMRA members residing in Lake, Geauga, and Ashtabula counties (Ohio) free of charge, as long as the Division has funds for mailing. Others wishing to receive it may do so for the annual fee of \$12.00. Information regarding **The Trainwire**, Division 5, or the NMRA may be obtained by writing to 12049 Sperry Road, Chesterland, OH 44026 or sending an e-mail to [Trainwire@MCR5.org](mailto:Trainwire@MCR5.org). **The Trainwire** and Division 5 activities are funded by flea markets, raffles, contributions, and donations. All comments and opinions are welcome. Those views expressed in **The Trainwire** do not necessarily reflect the policies or opinions of the NMRA, the Mid Central Region, or Division 5.

## THE WESTERN RESERVE DIVISION - DIVISION 5

[www.mcr5.org](http://www.mcr5.org)

*A non-profit educational organization*



**Trainwire** Editor: Lenny Kessler - 3257 Center Rd. Perry, OH 44081

440-478-6661 [Trainwire@mcr5.org](mailto:Trainwire@mcr5.org)

### **Division 5 Officers** ( June 2010 - June 2012):

**Superintendent:** Mike Buehner - 6350 River Rd. Madison, Ohio 44057 440-428-0137 [Super@mcr5.org](mailto:Super@mcr5.org)

**Asst. Superintendent:** Eric Hansmann - 7605 Chagrin Road Chagrin Falls, Oh 44023 440-543-7754 [AstSuper@mcr5.org](mailto:AstSuper@mcr5.org)

**Treasurer:** Bonnie Lette - 17541 Thompson Road, Thompson, OH 44086 440-298-3075 [Treasurer@mcr5.org](mailto:Treasurer@mcr5.org)

**Clerk:** Matt Kross - 12049 Sperry Road, Chesterland, OH 44026 440-729-3045 [Clerk@mcr5.org](mailto:Clerk@mcr5.org)

