

TRAINWIRE



JULY, 2020 VOLUME XVI ISSUE 7

A PUBLICATION OF
 THE WESTERN RESERVE DIVISION
 DIVISION 5 — MID CENTRAL REGION — NMRA



THIS MONTH:

Saturday July 11
 Bill Osborne's House—
 Movie Night @ 8 pm

Monday July 13
 Virtual BOD Meeting
 @7:30

INSIDE THIS ISSUE:

Events	2
Minutes	3,4
Bring & Brag	5
Announcements	6-9
Articles	10-13
Flyers	14
Officers	15
Volunteers	15

Super Reflections – July 2020

How Are You Getting Your Modeling "Fix"?

Model railroading, like most hobbies, has some similarities to a drug. We get a lot of pleasure from it but the affect wears off after a while and we need to get another "fix" or, if you prefer, a recharge. Usually we get recharged by going to train meetings, train shows, layout tours, railfanning, museums, conventions, etc. Hard or impossible to do these days. How are you getting your model railroading fix? Hopefully you have access to the internet. There are tons of videos, pictures, clinics, discussion forums, etc. available on the web which can be very helpful in recharging your railroading batteries.

If you have internet access, you can do the following:

- Surf the web and look at the thousands of model railroad sites
- Watch YouTube videos on railfanning and how-to clinics
- Participate in model railroad blogs and forums
- View the free hobby magazines online

If you don't have internet access, you can still:

- Run trains on your layout
- Work on your layout
- Read your railroad books and magazines
- Go through old magazines to refresh ideas
- Go railfanning
- Talk to model railroading friends on the phone

Go through your railroad pictures
 Go through your inventory of kits to build and pick one to work on

The good news is that some things are starting to open back up. Bill Osborne is going to have an outside train movie night in July (see details in this Trainwire). The Painesville Depot is now open again (check out their website for a list of events at painesvillerrailroadmuseum.org). I went there for their Open House on June 13th. It was nice to see a lot of familiar faces again, see the various changes that have occurred at the depot over the past months, and see prototype trains go by. A number of clubs and NMRA divisions are still planning on having their Fall train shows. It is looking like a number of shows and events will begin to happen starting in July. Division 4 believes they should be able to hold their show in Berea on October 3 and 4. Check out www.clevelshows.com for a partial listing of potential events and shows in our area. However, due to the current virus situation, I would try to verify that the event is still happening before you go.

I hope you are not suffering through model railroading withdrawal. There should be lots of things to feed your modeling habit. We are hoping we can start getting Division 5 activities somewhat back to normal starting in August with our outdoor meeting/movie night at Bill Osborne's house on August 7 and then possibly restarting our physical, in-person meetings at Hambden Town Hall in September.

See you down the line (either in-person or virtually online).

~Matt



MEETINGS & EVENTS

UPCOMING DIVISION 5 MEETINGS

(DIVISION 5 MEETINGS START AT 7:30)

LOCATION: HAMB DEN TOWN HALL
13887 GAR HIGHWAY (ROUTE 6)
CHARDON, OHIO

JULY 11, 2020 MOVIE NIGHT (8:00 START TIME)

LOCATION: BILL OSBORNE'S HOUSE
(SEE MAP PAGE 9)

**NOT AN OFFICIAL MEETING JUST AN INVITE FROM
BILL OSBORNE**

JULY 13, 2020

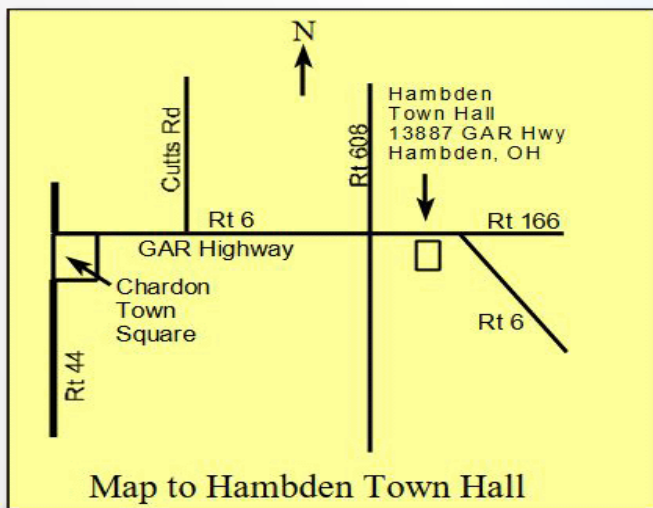
LOCATION: VIRTUAL
BOD MEETING

AUGUST 7, 2020

LOCATION: BILL OSBORNE'S HOUSE
(SEE MAP PAGE 9)

PROGRAM: MOVIE NIGHT
BILL OSBORNE

BRING/BRAG: NONE



Map to Hambden Town Hall

UPCOMING Events

(SEE ATTACHED FLYERS IN TRAINWIRE FOR COMPLETE DETAILS FOR MOST EVENTS OR GO TO WWW.CLEVESHOWS.COM)

Obviously with everything being the way it is right now it is important to confirm if an event listed will actually be held.

JULY 25 10-5

HOBO DAYS
PAINESVILLE DEPOT

AUGUST 9 12:30-4:30

DIVISION 7 MINI MEET CLINICS
CINCINNATI MARRIOTT

AUGUST 30 10-5

RAILROAD MEMORABILIA SHOW
PAINESVILLE DEPOT

OCTOBER 3,4 10-4

BEREA TRAIN SHOW
BEREA FAIRGROUNDS

MINUTES

JUNE BOD

BOD Meeting 8 June 2020

A virtual Division 5 BOD meeting was held on June 8, 2020 via online meeting using Zoom. In attendance were Matt Kross, Mike Carovac, Bryan Persing, Bonnie Lette, Wayne Lette, Chuck Limbert, Ray Newnes, Bob Gittinger, and Linda Kacprzak.

The Board discussed whether to proceed with holding the Division 5 picnic in July at the Painesville Depot. The Depot is now open and compliant with the current Ohio Covid-19 rules. It was decided to push back the picnic until August and check with the membership to see how many, if any, would attend if we have it. If there is not enough interest this year due to Covid-19 virus fears, we will cancel it completely. Also, if we go ahead with the picnic, we may not have a good count of how many people would attend, so it may be better to go with packaged snacks and drinks instead of trying to provide a meal.

Bill Osborne is putting on an alternative activity in July. Bill will host one of his outdoor movie nights at his house. This will not be a Division sponsored event but we will advertise event to our membership to give them a train-related activity they can attend. Details will be in the July Trainwire.

For the August 7th Division 5 membership meeting, we will once again meet outside at Bill Osborne's home in Leroy Township, Ohio for a brief business meeting and then an outdoor train movie night. Details will be in the July Trainwire. Pizza, packaged snacks, and soft drinks will be provided. Attendees will be encouraged to maintain physical distancing and wear masks.

Our first in-person Division 5 meeting will potentially be the September 4th membership meeting at Hambden Town Hall. This physical meeting will depend on what the Ohio guidelines are at the time for club meetings with attendance under 40 people and also on whether Hambden Township will allow us to use the hall. If we do hold this meeting, those attending will be required to wear masks and maintain proper distancing. We will also try to broadcast this meeting via Zoom so those members who are not comfortable attending can still see what's going on.

Once physical in-person Division meetings are resumed, we are going to make a few changes to the refreshments. This doesn't have anything to do with the current virus situation but instead a way to make it easier for the members providing the refreshments. We are going to get rid of the large coffee pot and switch to using a "Mr. Coffee" style 12-cup coffee maker. This will make clean-up easier and reduce the amount of coffee that is thrown out after each meeting. We are also going to reduce the amount of water and soft drinks that are available. We are currently bringing three coolers to a meeting and only a few items from each cooler are used. We are going to go down to just one cooler. Again, this will reduce what needs to be hauled to the meeting and make clean-up after the meeting easier. We will also explore offering alternative

(continued on next page)

MINUTES

JUNE BOD CONT...

snacks. This will be left up to the refreshment coordinators.

A draft of the Division 5 Grant Request Form was reviewed by the Board. A number of changes were identified and the form will be revised.

The Mid Central Region BOD met on May 29, 2020 via Zoom. Division 5 members Matt Kross and Mike Buehner attended. A brief summary of the MCR BOD meeting was provided to the Division 5 BOD. The main topic of discussion by the MCR BOD was how each division was handling the current lack of meetings and train shows. A number of Divisions have come up with useful ways of connecting with their membership using electronic media and online meetings.

We need to get the signature authorities changed to be the new officers on the Division and Railfest bank accounts. We will try to get this taken care of on June 13, 2020.

The next Div 5 BOD meeting will be on Monday, July 13, 2020, at 7:30pm online using Zoom. This will be a special BOD meeting to determine whether to hold the Division 5 picnic and review when to restart in-person meetings. *(Note: Normally, BOD meetings are held on even numbered months from February to October and then in November and not in December.)*

Submitted by

Matt Kross – Superintendent / temporary Div 5 Clerk

Bring & Brag

DIVISION CERTIFICATE POLICY UPDATE

Due to Covid 19 business closures, which includes hobby shops, the division is temporarily updating their division certificate deadline policies. The current policy is that you must use the certificate by the expiration date or it becomes expired and there is no reissuing of expired certificates. However, the board realizes that because of the current pandemic using the certificates has not been possible so we are temporarily fixing that situation. Any certificates expiring March, April, May, or June 2020 can be reissued for an expiration date in the future. In order to do this you would need to email/contact Bonnie before Tuesday of the next division meeting (currently scheduled for August) with the number on the certificate(s) that you will need to transfer. Those certificates would then be exchanged for new ones with a later expiration date (probably 4 months). If you have any questions contact a member of the BOD for answers.

DIVISION FACEBOOK PAGE

Remember that the division has a Facebook page (NMRA Western Reserve Division Group) and that if you want to share projects that you are currently working on you may do so there. Once we can begin having meetings again you may bring in those projects and still discuss them during our Bring & Brag time and earn division certificates.

BUSINESSES ACCEPTING DIVISION 5 CERTIFICATES



Stewart's Hobbies & Collector's Toys
Hobby Town USA
Train Specialty Company
Toy-N-Hobby Headquarters
The Painesville Railroad Museum
CW Trains, LLC

Willoughby, Ohio
Mentor, Ohio
Chardon, Ohio
Geneva, Ohio
Painesville, Ohio
Mentor, Ohio



PLEASE SUPPORT THESE DEALERS!

Division Announcements

New Division 5 Clerk Needed

Since Matt Kross is now Division 5 Superintendent, the Clerk position is available if anyone is interested. The Clerk is an appointed position. The biggest duty of the Clerk is to take meeting minutes for the monthly membership meetings and the BOD meetings. The Clerk is a voting member of the BOD. Other duties of the Clerk include: handling correspondence with various groups and Division members, generating and mailing ballots for elections and Division votes, publication of notices, and maintaining the Division Regulations. The complete set of duties are spelled out in the Division 5 Regulations (available on the Division website). If you are interested, please contact Matt Kross (440-668-9462 or Super@mcr5.org).

Meeting Program / Bring & Brag Coordinator Needed

Dave Neff has been our Program Coordinator for quite a few years (9 years?) and would like to take a break. The Division is currently in need of someone to take on this position. The duties include lining up a program for each membership meeting and deciding on our Bring & Brag themes. The meeting programs can consist of getting someone to put on a clinic/presentation, getting an outside person to speak on a topic of interest to the membership, showing a train related video, or anything else you can think of to entertain/educate those in attendance for about 45 to 60 minutes. This position keeps the BOD updated on the upcoming programs but is not a member of the BOD. If you are interested in this position, please contact Matt Kross (440-668-9462 or Super@mcr5.org).

July Outdoor Train Movie Night

Bill Osborne will host one of his outdoor movie nights at his house as an activity for train enthusiasts that have been cooped up in their houses and want to get out to socialize with other train nuts. Here are the details:

It will be on Saturday, July 11, 2020. Asking people to show up after 8pm.

Bring Your Own Chair (lawn chair) (and maybe a blanket, raingear, umbrella, mask)

This is NOT an NMRA meeting or sponsored event, just an open railroad movie night hosted by a private citizen.

NO food or refreshments will be provided. It is advised that everyone attending bring their own snacks and drinks.

It is open to everyone.

Bill plans on showing videos on the Lehigh & New England, Penn Central, and Norfolk & Western.

Masks are optional

Bill's address: 12795 Carter Road, Painesville, OH 44077; phone: 440-254-0107.

September Program Needed

We need a meeting program for the September meeting. We are looking for a program that can be viewed both physically in-person and via Zoom so some type of electronic presentation would be preferred such as a PowerPoint program with the presenter narrating. If you have a program you are willing to put on for the September meeting, please contact Matt Kross (super@mcr5.org or 440-668-9462).

Division Announcements

August Div 5 Meeting – Outdoor Train Movie Night

Bill Osborne will host our August Division 5 meeting at his house and have another one of his outdoor movie nights. Here are the details:

This will be on our regular August meeting night of August 7, 2020.

This is a Division 5 meeting and sponsored event.

Meeting starts at 7:30pm – movies start after meeting once it gets dark.

Meeting will be brief/condensed.

Meeting program will be the movies.

Bill plans to show local Conrail video that he shot in the 1980s (different than the video he showed at the March meeting) along with an excellent video on the Milwaukee Road unless there are suggestions from others.

No Bring & Brag at this meeting.

No Raffle at this meeting.

Bring Your Own Chair (lawn chair) (and maybe a blanket, raingear, umbrella, mask).

Pizza, packaged snacks, and water provided (a designated person will serve these to you) – if you want something else, bring your own.

It is open to Division 5 members and anyone else that wants to come.

Masks and physical distancing are encouraged.

Bill's address: 12795 Carter Road, Painesville, OH 44077; phone: 440-254-0107.

Should We Have A Division Picnic This Year?

The Division 5 BOD is trying to decide if we should have a Division Picnic this year. We have postponed the picnic originally planned for July. We can have the picnic in August if there is enough interest from the membership but we will have to have your feedback. Here are the details and what we need from you:

Proposing it be on Saturday August 22, 2020 from 2:00pm to 5:00pm at the Painesville Depot, 475 Railroad Street, Painesville, OH 44077.

Admission free but RSVP needed.

Division would provide packaged snacks, desserts, and drinks but no meal.

Open to Division 5 members and their guests (spouses, parents, grandkids, great-grandkids, aunts, uncles, cousins, in-laws, etc.).

Opportunity to get out of the house and visit with Division 5 members and their families while watching trains go by.

Seating outside (weather permitting) to maintain physical distancing and see the trains. You can bring you own chairs if you prefer.

Come see the latest changes at the Painesville Depot.

Important: We need feedback from you by July 12, 2020 as to whether you will attend and how many people you would be bringing. Please contact Matt Kross (super@mcr5.org or 440-668-9462) to provide this input. This input will just determine whether to have the event or not. We may need a better headcount when we get closer to the event.

If we have not gotten a reasonable response by our July 13, 2010 Division 5 BOD meeting, we will be forced to cancel the picnic for this year.

Division Announcements

Proposed Plan For September Meeting

The following is my plan for our restart of physical in-person Division meetings. This is all contingent on whether the Ohio Covid-19 rules allow us to meet and whether Hambden Township will allow us to use the meeting room.

Physically meet at Hambden Town Hall on Friday, September 4, 2020 at 7:30pm.

Masks and physical distancing will be required to help ensure the safety of our members.

We will have to limit our meeting attendance to half the room occupancy. It is doubtful that this will be a problem.

Those who do not wish to physically attend can attend virtually online using Zoom. We will have two computers running Zoom. One will be for the Superintendent and the other will use its web cam to show everyone in the meeting room.

We will conduct a normal meeting.

We will have a Bring & Brag. Those online can hold their model(s) up to their webcam at home to show the people at the meeting. We will use the Division video projector to display their models on the wall.

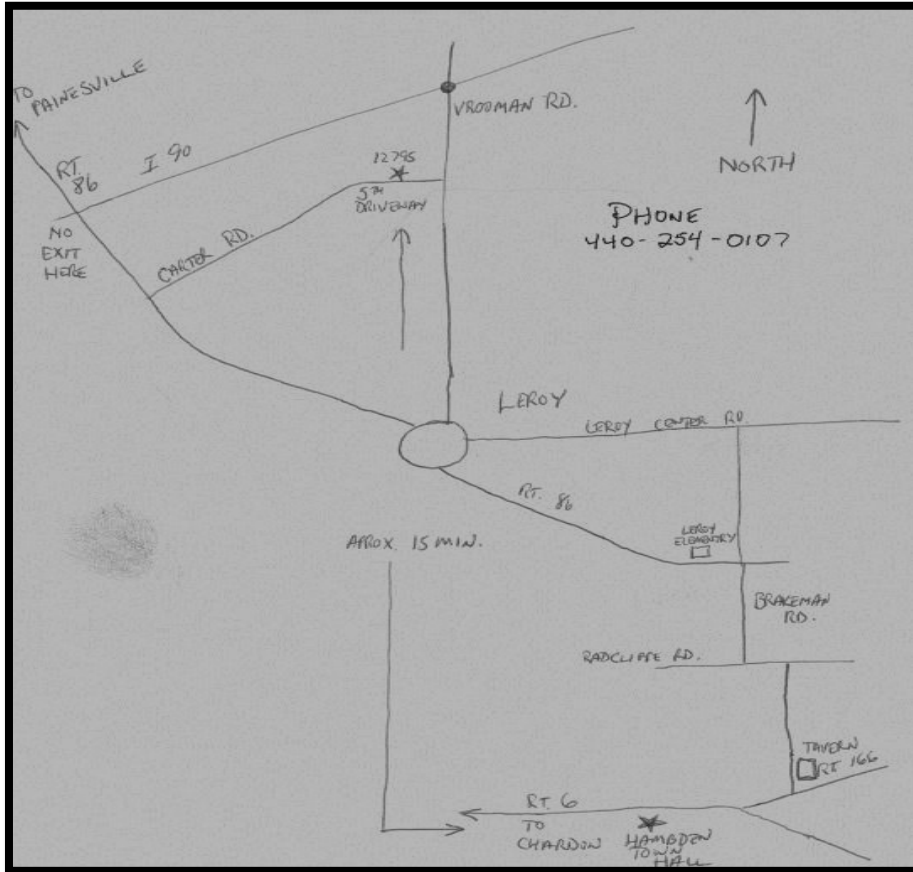
We will have a Raffle. Those online can indicate the number of tickets they want. They will be required to pay for their raffle tickets at the next meeting or event they attend. If a person online wins, they will not receive their award certificate until they pay for their raffle entries.

We will have a program which will be viewable by those people virtually attending the meeting online. Refreshments may be limited or non-existent depending on the ability of the refreshment coordinators being able to attend the meeting.

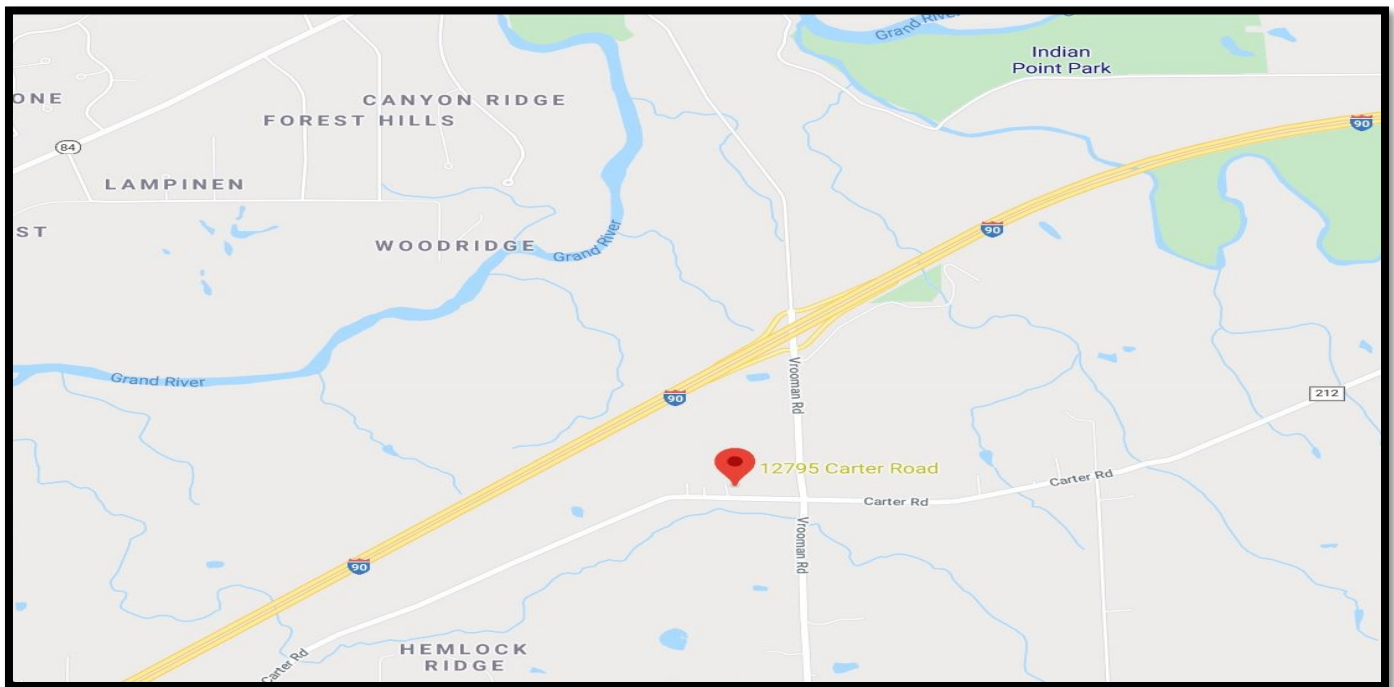
July 2020 Division 5 BOD Meeting

We are going to have a special Division 5 BOD meeting on Monday, July 13, 2020 at 7:30pm. This will be a special BOD meeting to determine whether to hold the Division 5 picnic and review when to restart in-person meetings. This will be a virtual meeting on the computer using Zoom. If you would like to attend the meeting, please email Matt Kross at Super@mcr5.org and a meeting link will be emailed to you. Alternatively, you can go to the Members Only section of the Division 5 website to obtain the meeting link. It is not required that you have a webcam but a computer with an internet connection is preferred in case documents are shared on the screen with meeting participants. As a last resort, you can just call into the meeting using your phone and just participate verbally.

Division Announcements



Bill Osborne
12795 Carter Road
Painesville, 44077
440-254-0107



Articles

Mold Sharing

Last month, Mike Carovac talked about making rubber molds of parts that he needed copies of. Have you made molds of various parts, also? I know I have a bunch of molds for various N scale parts such as retaining walls, river barges, tunnel portals, etc. Would you be willing to share your molds with other Division 5 members for them to cast parts that they need? If so, we can start an inventory of who has what molds and put it in the Members Only section of our Division website. Members could then arrange to borrow various molds, cast the parts they need, and then return the molds to the owner. It would be lender's and borrower's responsibility to keep track of what was borrowed, use it responsibly, and return it to the owner in a timely manner. The Division would not be responsible for the molds. We would only provide a mechanism for listing the molds that are available for loan. If you are interested in doing this, let me know at a Division meeting or contact me, Matt Kross (440-668-9462 or Super@mcr5.org).

As a start, here is a list of the molds that I have made or purchased:

Item	Description	Scale	Other Scale Use	Best Cast Material
1	Woodland Scenics Rock Mold - #C1230	Any	Any	Plaster
2	Woodland Scenics Rock Mold - #C1231	Any	Any	Plaster
3	Woodland Scenics Rock Mold - #C1233	Any	Any	Plaster
4	Woodland Scenics Rock Mold - #C1234	Any	Any	Plaster
5	Woodland Scenics Rock Mold - #C1235	Any	Any	Plaster
6	Woodland Scenics Rock Mold - #C1236	Any	Any	Plaster
7	Woodland Scenics Rock Mold - #C1239	Any	Any	Plaster
8	Woodland Scenics Rock Mold - #C1240	Any	Any	Plaster
9	Woodland Scenics Rock Mold - #C1241	Any	Any	Plaster
10	Woodland Scenics Rock Mold - #C1243	Any	Any	Plaster
11	Woodland Scenics Rock Mold - #C1244	Any	Any	Plaster
12	Retaining wall - concrete - short	N	Maybe HO	Plaster
13	Tunnel portal abutments - concrete	N		Plaster
14	Tunnel portal - 2 track - concrete	N		Plaster
15	Industrial Power Transformer - medium	N	Maybe HO	Resin
16	Industrial Power Transformer - small	N		Resin
17	Trash dumpster - large	N		Resin
18	Trash dumpster - small	N		Resin
19	Ingot molds	N		Resin
20	N-Trak 3 track tunnel portal - concrete	N		Plaster
21	Pleasure boats	N		Resin
22	Rooftop HVAC units - various sizes	N		Resin
23	Steel mill ladle	N		Resin
24	Large machine (flat car load)	N	Maybe HO	Resin
25	Containers - various lengths	N		Resin
26	Tarped cargo (flat car loads) - 4 variations	N	Maybe HO	Resin
27	Railroad relay shed	N		Resin
28	Bridge abutment - cut stone - 1 track wide	N		Plaster
29	Retaining wall - cut stone - short	N	Maybe HO	Plaster
30	Retaining wall - cut stone - long	N	Maybe HO	Plaster

Articles

The Nightmare – Track Cleaning

Recently I was doing some research on the best way to clean track so that when my layout comes to life I would be prepared to keep it clean. So, off to the internet and You Tube I went. This is when the nightmare began. It seemed that for every person who used a specific product or item, there was someone who was against using that product or item. The only thing that they all agreed on was that there is only two ways to clean track, the dry method or the wet method. I know that this sounds a little bit crazy and that the two can be combined but think about it, there are only two ways to clean track and they are the dry or wet method. The problem comes in when it is the product(s) that is/are going to be used and yes there is multiple ways to do both. If you want to know which one is better the answer would be - both. It just depends on you. So, let's dive into the nightmare!

Dry Method: The definition of using the dry method can be simply stated as not using a liquid. What you use in this application can vary as much as there are people in the hobby. So we are going to stick to the most "popular" items.

Abrasives – Abrasives are just that. They rub off the dirt and tarnish that restricts a good contact between the rails and the wheels of the locomotive. These items are cleaning erasers such as the Bright Boy, ROCO Rubber or the Peco Rail Cleaning Rubber. These items contain small flakes or clips of metal which when rubbed over the track removes the dirt and tarnish. Another item used is sandpaper. Although the grit of the sandpaper can vary from 400 to 1600 grit depending on whom you talked to, this method does the same the erasers. The next item is simply a piece of Masonite board which is the least aggressive on the rails. Again, used like an eraser. The last method used seems a little dangerous because of the damage it can do to the rails and that is using a small fine grit grinding wheel on a Dremel

tool, ya! Regardless of the item you use, these items have two major problems. First, they tend to leave a lot of dirt and grit on and in the track ballast which must be vacuumed up so your locomotive does not pick it up. Second, they leave scratches on the flat of the rail. These scratches can collect dirt and grime reducing the electrical connection. If you use an abrasive be ready to burnish (gleaming) the rails. This entails taking a stainless steel washer and rubbing it, with some force, over the rails to eliminate the scratches.

Non-Abrasives – Non-abrasives are items which do not scratch the rails. Items that were used in the mega amount of videos that I watch varied but the most common were micro cloths, jewelry cloths, felt pads, coarse upholstery material and Mr. Clean Magic Eraser. The major problem with these items is how fast they can become dirty which eliminates their cleaning capabilities. As most of these items can be cleaned, you may need to have a large stock on hand depending on how big your layout is and how much of it you plan to clean at one time.

Although the dry method is very effective if done right, it does have its drawbacks. The dry method is very labor intensive and time consuming. In one of the videos I watched as a guy stated that it took him a full weekend and two evenings to do his layout. Even though there are products like the Woodland Scenics Tidy Track tool the dry method can make it hard to get into tight areas such as tunnels and bridges.

Wet Method: The definition of the wet method is just that, use a liquid on some type of applicator and rub it on the rails. Once again there are probably hundreds of liquids that can be used but these tended to be the most common.

WARNING: The wet method usually entails using some form of chemical mixture. Proper ventilation, hand and eye protection should be used as the liquid and fumes could cause injury. **(Continued....)**

Articles

Solvents – Chemical solvents come in a large variety of different products which includes Acetone, Mineral Spirits, Lacquer Thinner, Lighter Fluid, Nail Polish Remover, and even Track Magic. Believe it or not these were some of the most common solvents used. Even though these items do an excellent job of cleaning the rails of dirt, grime, and tarnish care must be taken when using these items as these items are **very flammable**. Another problem with solvents is that if they are allowed to puddle they can and will melt the plastic ties causing a warping of the track. This is especially common around turn-outs where cleaning become a little more difficult. The main reason given for their use was the fact that they evaporate quickly. Another thing about solvents is that their chemical makeup tends to allow them to attract dust and dirt (an oxymoron). The two most common used was Acetone and Nail Polish Remover. Most nail polish removers contain Acetone just in a smaller amount.

Isopropyl Alcohol – Probably the most commonly used cleaner but, it is also the one cleaner that comes under attack the most. The main reason is that it too has a chemical composition that allows it to attract dirt and dust. The main reasons why this is the most commonly used cleaner is because it does the job at a cheap price. Most modelers use the 90% alcohol because it evaporates very quickly and is easy to apply to an applicator. Although over time it might discolor (bleach) some plastics, with care it can do the job. The only other problems with Isopropyl Alcohol are that it will dry out your skin and the fact that it is **flammable**.

Goo Gone – This one caught me of guard. I watched as someone on You Tube set a locomotive on a track and the locomotive would not move. Then he cleaned it with Goo Gone and the locomotive had no problems. The only thing that would get me concerned is the fact that Goo Gone tends to leave a residue and evaporates slowly. Also, Goo Gone is made with citrus and even though it smells like Or-

anges it is still a mild acid. I think I would use this maybe as an initial cleaner then follow it up with something else.

Vinegar – Vinegar has long been known as an excellent cleaner and can be found in many products on the open market but, like Goo Gone vinegar is a mild acid. It should be noted that apple cider vinegar is stronger than white or distilled vinegar. Now I am not going to bad mouth an item that turned a dull track into a shiny one. What I am going to say is that being an acid it just might slowly work on eating or pitting the track especially the brass tracks. The only other thing about using vinegar is that your track may smell like Italian dressing for a few days.

Window and Surface Cleaners – Most of these cleaners contain either vinegar or ammonia. They are excellent cleaners just in a diluted form. The main reason for modelers using these products is because of ease of use, price, and that it is easy to apply it to an applicator. I will say that the only thing that could cause problems is that these products contain a lot of water and dry fairly slowly.

WD-40 – Yes there are people out there cleaning their tracks with WD-40 and the reason why is as they say “it works”. The one thing that I did pick up on was that using this product was not a clean and run scenario. Most of the people let their layout sit overnight before running their trains across the WD-40 cleaned tracks. The bad thing about WD-40 is that it is also a lubricant and could cause some traction issues depending on the type of wheels you are using.

Electrical Contact Cleaner – It seems now that the newer game in town is the use of electrical contact cleaner. There were several You Tube videos where the presenter laid out the case for use of contact cleaner. Of course the main one was that it was designed for cleaning electrical surfaces for improved electrical contact. The major problem is that almost all available cleaners only come **(Continued....)**

Articles

in aerosol cans and the propellant evaporates very quickly, which was pointed out in the videos. The only non-aerosol spray I could find was from CRC but, it may not be available anymore. Another problem is that not all contact cleaners are plastic safe. Just like glues read the label before applying to the track or at least test it on an old piece of track. Most cans will most likely say - "Safe on most plastics". From what I have found plastic safe contact cleaners (those designed for electronics) tend to be pricey. You will also need to watch out for those contact cleaners that contain lubricates or are chlorinated. Depending on what you want, contact cleaners can range from \$6 to \$210 for a 16oz can. But fear not there is an electronic cleaner you can make at home for little of nothing. Simply make a simple 1:1 mixture of distilled water and isopropyl alcohol or vinegar – really, really. You would think that these You Tube presenters would know about this because they are the ones that are saying to never use isopropyl alcohol.

Manufactured Track Cleaners – There are several manufactures of track cleaners on the open market. One of the problems with these items is price. For one manufacture a 1.8oz bottle of track cleaner will cost you \$6.99. Another manufacture will charge you \$31.98 for an 8.5oz bottle so, buyer beware.

Some of the brands out there are Tidy Track from Woodland Scenic, Track and Rail Cleaner ACT-6006 from Aero-Car Hobby, Zap Rail-Zip 2 and Rail & Road Track Cleaner from Blue Rail Hobbies. If anyone has used any of these products let me know how they worked.

Once again if the wet method is done right then you should have excellent results but, like the dry method it is time consuming but not as labor intensive. The wet method also has the same problem as the dry methods were as it may be difficult to get into some areas. One thing that is for sure is that you will need a lot of applicators.

Of all the You Tube videos I watched and of all the research I have done one thing stands out when it comes to keeping your track clean, get rid of those plastic wheels on your rolling stock. I think the method I will be using will be a combination of both – the dry and wet method. The only difference is that I think I will invest in some track cleaning cars. For now we will postpone the research I did on these until a later time as this has become another project. I hope you all are well and enjoying life. Hope to see you soon!

~Mike Carovac



NMRA WESTERN RESERVE DIVISION GROUP

HOBO DAY

SATURDAY, JULY 25, 2020
10 AM TO 8 PM

At the
Painesville Railroad Museum
475 Railroad Street, Painesville, Ohio 44077

Admission: \$5.00 adult, \$3.00 child (3 to 12 year old)
\$12.00 Family (max 2 adults, 3 children)

Food and Refreshments available for small donation
Hamburg's and Hot Dogs (Noon to 6 pm)
Hobo Stew and Hobo Beans (1 pm to 6 pm)

Live Music by
The Miracle Band
1 to 3 pm

RAILPANNING
The Depot is located on CSX Main Line, with plenty of rail traffic to take pics of.
Be sure to bring your Camera!

COSTUME CONTEST
Get into the spirit of the Day
Win a prize

www.painesvilleraillroadmuseum.org
A 501(c)(3) Non-Profit

Cincinnati Division 7 NMRA
Triple Clinic Event Invitation

MINI MEET CLINICS

Sunday, August 9, 2020 from 12:30 to 4:30 pm

at Cincinnati Marriott North Hotel, 6189 Muhlhauser Rd, West Chester, Ohio 45069 (see <https://cincy-div7.org/> for all details and latest venue status)

All 3 clinics presented by *special guest Rich Mahaney*
With a *popular vote contest* open to all NMRA members
Followed by one or more *layout open house(s)* *

12:30 - 1:45 Doors and Contest entries open (Model & Photo topics are both "Tank Car(s)")

1 pm - "Quick Industries" For Your Model Railroad - This presentation is designed give model railroaders industry ideas for their model railroad that can be assembled in several evenings (or days) of work. These industries can quickly increase railroad traffic and new customers. Examples of real facilities and model railroads are used to make the points. Includes a look at other details associated with industries such as track work, loading docks, industry placement along the tracks and building concepts.

2 pm - 2:10 pm Break and Contest Voting

2:10 pm - Follow the tracks of the Great Northern Railway from Skykomish, WA to Shelby, MT - Take a "ride" through the camera lens and images of Rich Mahaney as he follows the Great Northern Railway tracks from Skykomish, WA through WA, ID and MT to Shelby, MT. See sights and views that you have heard about and cities and areas that are modeled on many GN model railroad layouts. These images were taken during a trip in July 2011.

3:10 pm - 3:20 pm Break and Pick-up Contest Entries

3:20 pm - 1950's Refrigerator Car Layout Operations on Model Railroad Layouts - After looking at and photographing refrigerator cars, icing platforms, cold storage and other buildings and operations on many layouts, this clinic presents some of the best ideas and modeling that capture the feel and operations involved with refrigerator car operations in the 1950's.

4:30 pm - Adjourn, Pick-up contest entries, Visit layout(s)* on way home

* layout opening(s) still TBD

RAILROAD MEMORABILIA SHOW

COME AND SEE ARTIFACTS OF RAILROADS GLORY DAYS
FROM TIMES GONE BY

Sunday, August 30, 2020 10 am to 5 pm

PAINESVILLE RAILROAD MUSEUM
475 Railroad Street
Painesville, Ohio 44077

Admission: \$5.00 adult, \$3.00 child (3 to 12 year old)
\$12.00 Family (max 2 adults, 3 children)

See railroad signals, plate setting ware (Dinner Ware) that were used in the dining cars, railroad lanterns, paper work from different railroads, conductor hats, engineer hats, and much more from railroads of the past. Some items will be for display only by private collectors and some items will be available for purchase.

Vendors - If you wish to only display your item (not sell them) then your table is Free
If you wish to sell items, then your table cost is \$25.00 per table

Food and Drinks available.

Removable Lake County, OH THE MUSEUM PAINESVILLE
www.painesvilleraillroadmuseum.org prrm@att.net 501(c)3 non-profit

Aug. 2020 Railroad Memorabilia Show

PLEASE PRINT

Name: _____

Phone: () _____

Address: _____

City: _____ State: _____ Zip: _____

Email: _____

Permit# _____ Amt. Enclosed \$ _____ No of Tables _____

Display only - Tables are free
Selling items - Table cost \$25.00 each
Load in Sat 12:00 pm to 4:00 pm
Sun. 8 a.m. to 9:45 a.m.
Make Checks Payable To:
WRRM
Mail To:
Tom Puscha
3942 East 364th Street
Willoughby, Ohio 44094
Phone (216) 470-5750
www.painesvilleraillroadmuseum.org
Please send table request by Aug. 16, 2020

Return this part

Revised 10-31-19

www.thegreatberetrainshow.org • info@thegreatberetrainshow.org

THE GREAT BERE A TRAIN SHOW

OUR 47th YEAR!

THE MIDWEST'S PREMIER MODEL RAILROAD HOBBY

Keep up to date on all Division 4 events TEXT Div4 to 22828

Family Fun For All Ages

SATURDAY OCTOBER 3, 2020
SUNDAY OCTOBER 4, 2020
10:00 A.M. TO 4:00 P.M.

Cuyahoga County Fairgrounds
19201 E. Bagley Road, Middleburg Heights, OH 44130

OPERATING MODEL TRAINS!

DOOR PRIZES!
70,000 SQ. FT INSIDE 5 BUILDINGS
550 + VENDOR TABLES
FOOD • ATM • HANDICAP ACCESS
ALL SCALES • ACCESSORIES
SCENERY • HOBBY TOOLS & SUPPLIES
CHECK SHOW WEBSITE FOR DETAILS & UPDATES
www.thegreatberetrainshow.org

FREE PARKING
ADMISSION \$8.00
Under 16 Free with Adult
2 Day Pass \$10.00

PRESENTED BY:
THE NATIONAL MODEL RAILROAD ASSOCIATION
MID-CENTRAL REGION DIVISION 4
www.div4.org
SERVING
CUYAHOGA • LORAIN • ERIE • HURON • MEDINA COUNTIES

vendors contact Dave James • showmanager@thegreatberetrainshow.org • 440-785-9907

Division 5 Officers (Terms expire June 2022)

Superintendent	Matt Kross	440-668-9462 Super@mcr5.org
Asst. Superintendent	Mike Carovac	440-497-8536 AstSuper@mcr5.org

Division 5 Directors (Terms expire June 2022)

Robert Gittinger	440-585-0237	BOD@mcr5.org
Chuck Limbert	440-357-1864	BOD@mcr5.org
Ray Newnes	216-312-2132	BOD@mcr5.org
Linda Kacprzak	440-286-9690	BOD@mcr5.org

Division 5 Appointed Positions (Terms expire June 2022)

Treasurer	Bonnie Lette	440-298-3075 Treasurer@mcr5.org
Clerk	Matt Kross	440-668-9462 Clerk@mcr5.org
Railfest Chairman	Jim Wendorf	440-357-8890 Railfest@mcr5.org
Promo Day Coordinator	Tom Pescha	216-470-5780 PromoDay@mcr5.org
Achievement Program	Bryan Persing	330-715-3519 AP@mcr5.org
Trip Master	Bill Osborne	440-254-0107 Tripmaster@mcr5.org
Auditors	Dennis Lloyd Chuck Limbert	440-255-2530 Audit@mcr5.org
Trainwire Editor	Bryan Persing	330-715-3519 Trainwire@mcr5.org
Refreshments	Chuck Limbert Paul Emch	Refreshments@mcr5.org
Membership Roster Layout Tours	Matt Kross	440-668-9462 Membership@mcr5.org
Webmaster	Wayne Lette	440-298-3075 Webmaster@mcr5.org
Company Store	Ted Wiese	440-256-5212 CompanyStore@mcr5.org
Program, Bring & Brag	(OPEN)	

WANTED

The Trainwire is always looking for an interesting article. If you have taken a trip lately, seen something interesting trackside, have a particular viewpoint on a railroad subject or just want to participate in the members profile; then we want to hear from you. Everyone wants to be kept current on division information, but we all enjoy an interesting article written by a member of this organization. So take your pictures and write your article and send them to the Editor by email.

NOTICE

I work on the Trainwire throughout the month and publish it around the 20th. If you absolutely need something in the next Trainwire issue please send it as soon as possible or let me know to hold space for you. Many times space allotted for certain items may already be spoken for. However, if you send items in early I can rearrange the format. Also when items are submitted I will inform you that I received them and when to look for them in the Trainwire.

THE TRAINWIRE NEWSLETTER

PUBLICATION OF DIVISION 5
2860 LORETO DRIVE
WILLOUGHBY HILLS, OHIO 44094

JULY, 2020 EDITION

DIVISION 5 MEMBERSHIP (63)

THE TRAINWIRE

The Trainwire is an official publication of Division 5 "The Western Reserve Division", Mid Central Region, of the National Model Railroad Association. It is published approximately once a month and mailed to all NMRA members residing in Lake, Geauga, and Ashtabula counties (Ohio) free of charge, as long as the Division has funds for mailing. Others wishing to receive it may do so for the annual fee of \$12.00 for a mailing or it is always

Information regarding The Trainwire, Division 5, or the NMRA may be obtained by writing to 2860 Loreto Drive Willoughby Hills, Ohio 44094 or sending an e-mail to Trainwire@MCR5.org. The Trainwire and Division 5 activities are funded by flea markets, raffles, contributions, and donations. All comments and opinions are welcome. Those views expressed in The Trainwire do not necessarily reflect the policies or opinions of the NMRA, the Mid



THE WESTERN RESERVE DIVISION 5

www.mcr5.org
A non-profit educational organization



Superintendent:	Matt Kross	12049 Sperry Road Chesterland, OH 44026	440-668-9462	Super@mcr5.org
Asst. Super:	Mike Carovac	13024 Dorothy Dr. Chesterland OH 44026	440-497-8536	AstSuper@mcr5.org
Trainwire Editor:	Bryan Persing	2860 Loreto Dr. Willoughby Hills, OH 44094	330-715-3519	Trainwire@mcr5.org
Treasurer:	Bonnie Lette	17541 Thompson Rd. Thompson, OH 44086	440-298-3075	Treasurer@mcr5.org
Clerk:	Matt Kross	12049 Sperry Road Chesterland, OH 44026	440-668-9462	Clerk@mcr5.org