



OCTOBER, 2024 VOLUME XX ISSUE 10

A PUBLICATION OF
THE WESTERN RESERVE DIVISION
DIVISION 5 — MID CENTRAL REGION — NMRA



THIS MONTH:

- October 4**
- Division Meeting
Hambden Town Hall
7:30
- October 14**
- BOD Meeting
Via Zoom
7:30

INSIDE THIS ISSUE:

Meetings/Events	2
Minutes	3
Announcements	4-5
Regulations	6-7
Bring & Brag	8
Articles	9-13
ATL	14
Officers\	15
Volunteers	



Man this is hard to come up with something every month..and I got ?? years to go..lol. Fall is here and so is model railroad season. I have been racking my brain with this picnic issue. Paul Emch was helping me to get in contact with someone from the Lakeshore Live Steamers about doing something with them but time is not on my side. If we discuss this at the next meeting and then put the info in the November Trainwire to give everyone enough time to respond that would put us somewhere in November and we know what the weather can be like then. I apologize to everyone in the division about the CVSR issue I should have checked earlier in the season about the delays. So how about a picnic/ Thanksgiving dinner at a local restaurant. We can get a separate room at Mary Yoders or somewhere like that. Please give me some suggestions at the meeting and I will call and make arrangements after we decide on a loca-

tion. The trip to the Sebring and Youngstown model railroad clubs is Saturday November 9th. The itinerary is meeting at the Chardon Walmart and leave at around 9am. First stop is the Sebring club, then we move on to Alliance for lunch at the Hamburger Station and a stop at Robs trains. Robs trains is a mecca of parts as they have two entire walls filled with them. Then we head to the Youngstown club. We usually get back to Chardon around 6pm. We car pool there so if you don't want to drive there I'm sure you can catch a ride with someone. As far as modeling goes if you have seen our Facebook page then you know I am working on a fantasy set of Nickel Plate F units in the full stripe paint scheme. I will bring them for bring and brag. Bring what your working on to the next meeting for B&B. Hope to see EVERYONE at the next meeting.

~Bill

I really love the month of October and especially this year as I have so many trips and train activities planned. Liz and I are planning a 3 day long weekend trip to Greenfield Village and the Henry Ford Museum in early October. I have never been but she assures me there are many railroad related activities to keep me entertained. Of course October is the big TCA show in York Pennsylvania and this year I am doing a whole week again plus an extra day on the way back. In addition to the show and the bandit meets I plan on visiting the Railroad Museum of Pennsyl-

vania again as last spring I really couldn't see it all in the few hours I had carved out. On the way back from the show I plan to spend Saturday night and all day Sunday in Altoona which is famous for the Horseshoe Curve. This should be peak fall foliage time and really should provide some great photo opportunities.

Finally I "broke ground" on my basement remodel and all the trains have been boxed up and the first third of the layout is coming down as I write this. This will be a year long remodel but worth it in the end.

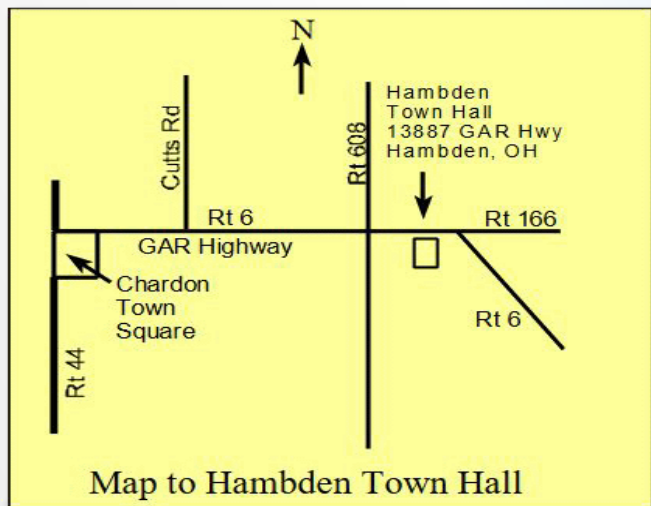
~Bryan

MEETINGS & EVENTS

UPCOMING DIVISION 5 MEETINGS

(DIVISION 5 MEETINGS START AT 7:30)

<u>OCTOBER 4, 2024</u>	DIVISION MEETING
LOCATION:	HAMB DEN TOWN HALL
PROGRAM:	TBA
BRING & BRAG	Tank Cars and Cabooses
<u>OCTOBER 14, 2024</u>	BOD MEETING
LOCATION:	VIA ZOOM
<u>NOVEMBER 1, 2024</u>	DIVISION MEETING
LOCATION:	HAMB DEN TOWN HALL
PROGRAM:	TBA
BRING & BRAG	Coal, Ore, or Closed Hoppers
<u>NOVEMBER 11, 2024</u>	BOD MEETING
LOCATION:	VIA ZOOM



UPCOMING Events

(GO TO WWW.CLEVESHOWS.COM FOR A COMPLETE LIST OF SHOWS)

October 5 & 6

The Great Berea Train Show
 Cuyahoga County Fairgrounds
 19201 E. Bagley Road, Middleburg Heights
 Sat 10 am - 4 pm, Sun 10 am - 4 pm
 Phone: 440-785-9907 Adm: \$10.00

October 13

Canfield Train and Toy Show
 Canfield Fairgrounds, 7265 Columbiana,
 Canfield, Ohio 44406
 10:00 am to 3:00pm
 Phone: 330-651-1042 Adm: \$7.00

October 27

Medina Train and Toy Show
 Medina Fairgrounds, Medina, Ohio 44256
 9 am to 3 pm
 Phone: 330-948-4400 Adm: \$6.00

October 27

NMRA Div. 6 Train Show
 Pritchard Laughlin Cntr, 7033 Glenn Hwy,
 Cambridge, OH 43725
 10 am to 3 pm Adm. \$5.00
 Phone: 740-607-3223

November 3

Erie Model Train Show
 Rainbow Gardens - Waldameer Park, PA
 10 am to 4 pm
 Phone: 724-992-2035 Adm: \$5.00

November 10

Akron Train & Toy Show
 Emidio's & Sons Expo Center
 48 East Bath Road at State Road
 Cuyahoga Falls, Ohio 44223
 9:00 am - 3 pm Adm. \$5.00
 Phone: 330-724-5253

MINUTES

Division 5 Membership Meeting Minutes

September 6, 2024

The September 6, 2024 membership meeting was held at Hambden Township Hall. The meeting was called to order at 7:30 PM by Superintendent Bill Osborne. There were 17 members and two guests present.

Welcomed visitor Travis Heltzel.

Division 5's 2024 Promo Day has been cancelled.

Division 4's Berea train show is coming up the first weekend in October.

Dennis Sauder from Division 1 and the Sebring Model Railroad Club informed us about this year's open house dates at the club on November 16, 17, 23, and 24 from 10:00am to 5:00pm all days. Also, the club is selling custom HO club 75th anniversary cars in two different road numbers. These are covered hoppers lettered for the club's railroad, the Ohio & Western Allegheny.

LENS and The Mod Squad will have modular layouts setup at Lake Farmpark's Horsepower Weekend September 28 – 29, 2024. LENS will also be set up at the Thompson, Ohio library in October.

The kickoff meeting for the new HO module group being formed in our area will be on Thursday evening, October 3, 2024, at 7:00pm at Bill Osborne's home in Leroy. A map and details will be in the October Trainwire.

This year's picnic is still on hold. Bill Osborne suggested some alternatives: 1) Have a Division tour of the Youngstown and Sebring clubs and then stop at Mary Yoder's in Middlefield for dinner, 2) see if we can get some space at the Division 4 Berea show and have a picnic, or 3) continue seeing if we can do something with the Lake Shore Live Steamers. Bill will keep working on this.

The new Railfest Planning Committee has been meeting. They are working on designs for the fliers and a banner. They are also looking at various means of publicity. Trying to contact Normandy party center about supplying food. Waiting to get the Railfest laptop from Jim Wendorf so the committee can start going through the list of existing vendors and exhibitors.

Division and Railfest financial audits have been scheduled for Monday, September 9, 2024.

There is now a way to better view pictures that appear in the Trainwire. The current month's Trainwire pictures are now available on the Division 5 website.

The proposed changes to the Division 5 Regulations that were published for review in the September will be sent out to the membership for a vote.

Items for the Good Of The Order:

Bill Osborne will have an article in the quarterly New York Central Historical Technical Society magazine that comes out October 1.

Bill Osborne is also trying to work something out with Railroad Model Craftsman magazine for him to have a monthly column.

Bring & Brag: Theme: Passenger Cars
Dave Neff

Program: Showed a short video on how to use the NMRA Standards Gage. We then watched a video on John Parker's BNSF Fall River Division HO model railroad.

Submitted by
Matt Kross – Div 5 Clerk

ANNOUNCEMENTS

October 2024 Trainwire Items

October Meeting: October 4, 2024 – 7:30pm – In-person meeting at Hambden Town Hall
Bring ‘n’ Brag: Tank Cars and Cabooses
Program: ?

November Meeting: November 1, 2024 – 7:30pm – In-person meeting at Hambden Town Hall
Bring ‘n’ Brag: Coal, Ore, or Closed Hoppers
Program: ?

December Meeting: December 6, 2024 – 7:30pm – In-person meeting at Hambden Town Hall
Bring ‘n’ Brag: Anything Christmas
Program: ?

Promo Day 2024 Cancelled – Promo Day 2025 Coordinator Needed

Promo Day 2024 has been cancelled. In order for us to put this event on in 2025, we need a coordinator for this event. Please contact Bill Osborne if you are interested.

2024 Division 5 Event Pictures Wanted

We would like to have a photo show at the Division Holiday Party in January that contains pictures from Division events throughout 2024. If you have some pictures we can use, please contact Bill Osborne.

Trainwire Pictures Now On Website

Pictures that appear in the Trainwire are now available on the Division 5 website (<https://mcr5.org>) in higher resolution. To get to the pictures, go to the News page of the website and under the image of the current Trainwire is a place to click to see the pictures. Note: The pictures do not stay there forever. They are replaced each month with the pictures that are in the new Trainwire.

www.thegreatberetrainshow.org • info@thegreatberetrainshow.org



CELEBRATING



THE MIDWEST'S PREMIER
MODEL RAILROAD HOBBY SHOW

Family Fun For All Ages

OCTOBER 5 & 6, 2024
10:00 A.M. TO 4:00 P.M.

19201 Bagley Road, Middleburg Heights, Ohio 44130

PUBLIC MUST USE BAGLEY ROAD ENTRANCE

Of The Cuyahoga County Fairgrounds

OPERATING MODEL TRAINS! • MINI CLINICS!
DEMONSTRATIONS AND TRAINING!

DOOR PRIZES! • FREE PARKING! • HANDICAP ACCESS • 600 + TABLES
70,000 SQ. FT INSIDE 5 BUILDINGS • FOOD • ATM • ALL SCALES
ACCESSORIES • CLINICS • SCENERY • HOBBY TOOLS & SUPPLIES

ADMISSION \$10 (under 16 free w/paid adult) • 2-DAY PASS \$15

CHECK SHOW WEBSITE FOR DETAILS & UPDATES
www.thegreatberetrainshow.org



PRESENTED BY:
THE NATIONAL MODEL RAILROAD ASSOCIATION
MID-CENTRAL REGION DIVISION 4

www.div4.org
SERVING

CUYAHOGA • LORAIN • ERIE • HURON • MEDINA COUNTIES

vendors contact Dave James • showmanager@thegreatberetrainshow.org • 440-785-9907

Proposed Division 5 Regulations Changes
Specific Changes

Article III. Management

Existing Wording

2. The appointed officers of the Division shall be the Treasurer, the Clerk, the Directors, and the Trainwire Editor. The Superintendent shall appoint these officers.

New Wording

2. The appointed officers of the Division shall be the Treasurer, the Clerk, the Directors, ***the Railfest Chairman***, and the Trainwire Editor. The Superintendent shall appoint these officers.

Existing Wording

5. The Board of Directors shall consist of the two elected officers, the Treasurer, the Clerk, the Trainwire Editor, and the four Directors.

New Wording

5. The Board of Directors shall consist of the two elected officers, the Treasurer, the Clerk, the Trainwire Editor, ***the Railfest Chairman***, and the four Directors.

Reason for change:

Due to the importance to the Division of Division 5's annual Railfest, it is desired to have the Railfest Chairman be a regular voting member of the Division 5 Board of Directors.

Article V. Elections

Existing Wording

5. Nominations from the Nominating Committee shall be presented at the January meeting of the election year.

New Wording

5. Nominations from the Nominating Committee shall be presented at the ***first*** meeting of the election year.

Reason for change:

The Division currently has our annual holiday party in January in place of our regular monthly meeting so the current Regulation wording is invalid since we do not currently have a January meeting. To provide for flexibility and reduce the need to change the Regulations in the future, the wording is being changed to present the Nominating Committee's nominations at the first membership meeting held in the election year.

Article IX. Financial Procedures

Article IX. Financial Procedures

Existing Wording

1. The Fiscal year for Division 5 shall be January 1st through December 31st.

New Wording

1. The Fiscal year for Division 5 shall be January 1st through December 31st *for tax purposes*.

Reason for change:

Changed to add clarity as to why the Division's Fiscal year is the same as the calendar year and that, if the Division's Fiscal year is changed, our tax reporting will need to be changed.

Existing Wording

2. In October of each year, a budget for the upcoming fiscal year shall be formulated. That budget should be completed and presented to the Board for their approval at the November meeting, absent extraordinary circumstances. Upon approval it will be published in the next Trainwire.

New Wording

2. In October of each year, a budget for the upcoming fiscal year shall be formulated. That budget should be completed and presented to the Board for their approval at the November meeting, absent extraordinary circumstances. Upon approval it will be **presented to the membership at the next membership meeting**.

Reason for change:

To reduce the risk of outside people with malicious intents going after Division funds, Division 5 financial information is no longer published in public documents. Instead, financial information is only made available to Division members.

Existing Wording

4. The Division 5 financial books will be audited annually. The audit for the prior fiscal year is to be completed by April 1 of the current year.

New Wording

4. The Division 5 financial books will be audited annually.

Reason for change:

The audit date of the Division's financial books is not critical, only that it be done annually. Due to various timing issues and logistics, it is not always possible to perform the audit by April 1.

Existing Wording

5. A financial audit will be performed on any Division 5 event that uses a financial accounting system that is separate from the Division 5 financial books. This audit is to be performed within 90 days of the close of the event.

New Wording

5. A financial audit will be performed on any Division 5 event that uses a financial accounting system that is separate from the Division 5 financial books. This audit is to be performed within **180** days of the close of the event.

Reason for change:

Due to Railfest issues with getting final invoices in a timely manner, making final payments, and getting all accounts finalized, the existing 90 day deadline is no longer reliably achievable. The change to a 180 day deadline is more realistic and currently not a problem to achieve.

Bring & Brag



Follow us on
Facebook

NMRA

WESTERN RESERVE DIVISION GROUP

BUSINESSES ACCEPTING DIVISION 5 CERTIFICATES

Stewart's Hobbies & Collector's Toys
Hobby Town USA
Toy-N-Hobby Headquarters
The Painesville Railroad Museum

Willoughby, Ohio
Mentor, Ohio
Madison, Ohio
Painesville, Ohio



PLEASE SUPPORT THESE DEALERS!

ARTICLES

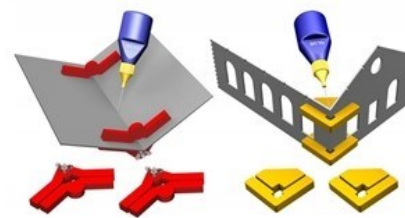
Specialty Tools Right Angle Clamps

Recently I decided to start putting some of the structures I have purchased over the past few years together. Since a lot of the structures on my layout will be repetitive, a lot of scratch building is in my future as I am basing my layout around coal mines. That means several if not more “shotgun houses” will be needed but that is down the road and winter is coming. Now, being the person or the



fool that I am I decided to start with a totally scratch built structure that I have called “The Weld Shop”. The idea for this building comes from a concrete building located at the intersection of RT306 and RT6 in Kirtland. Since the building has concrete block walls, I opted to use the concrete block wall sections that Pikestuff manufactures. The two reasons (in my mind) were because the wall sections were .05 inches thick which allows for stability and are interlocking which gives it a more realistic appearance. This interlocking would become a real problem for me but nothing I couldn't overcome, more on that later as I may set up a presentation on the construction of this building. After cutting out the doors and windows and doing all the prep work it was time to put the walls together. Because of the interlocking design that walls joints become a hinge on the back side. This makes using traditional right angle gluing impossible. The joint does not allow for the use of 1-2-3 blocks, slide joint clamps or magnetic gluing tables.

So it was off to the internet and Google I went. I found some magnetic clamps from Proses call “Snap & Glue”. Problem solved, no. When I went to the hobby store a pair of these clamps cost an average of \$35 to \$40. I next went to Amazon to try and get a better price. For a set of four, two solid and two adjustable, they were \$59. Well ok I can get four for less if I bought them off Amazon. So I purchased a set and found out very quickly that they are manufactured in of all places, Turkey. Of course there is was charges for international shipping which raised the cost to \$63. Not much of a savings but oh well I got them and they work great. Their design allows for gluing as the center of the joint is open. A perfect fit for the Pikestuff wall I was using. I was extremely happy until I realized that it would take me a month of Sundays to construct all of the structures I planning on building. I figured that I would need at least four more sets of these clamps and at even \$35 this would not be cost effective as they would never pay for themselves. I resigned myself to spending countless hours of gluing in my future. So is the life of a modeler.



Now, don't let anyone tell you that the internet doesn't keep track of what you watch or purchase. The reason I say this is because as I went onto YouTube to watch some videos from MRBenchwork and the Crooked River & Eastern RR after I purchased the Proses clamps, what pops up but a ton of videos on right angle clamping for

modeling. Even though I had search YouTube in the past regarding this subject matter, these videos never came up. Most of them were either how to use or rating videos of the Proses clamps except for one that caught my eye. This video from “Im Being




Creative” was about how to make your own right angle clamps for modeling cheap – REALLY. The video shows how he designed and 3D printed them. The clamps are of the adjustable style but that’s ok with me. I waited for the “and for a

small price you can order them” but instead he gave a Thingiverse address for a free program (STL file) download. Without even thinking I down loaded the file onto a flash drive and ran it over to a friend’s house who owns a 3D printer. The file is set up for a filament style printer as there is also a resin style 3D printer for which I do not know if the file will work with it, not 3D printer savvy. My friend said to give him to the weekend to run the parts. I only asked for two sets but because he found them to be interesting he ran me seven sets. They did need a little cleaning up but nothing major, I was in heaven.

The only thing about these clamps is that they were designed by someone overseas and are

in metric measurements, ok, so what. You still need to find and purchase the rare earth magnets off of Amazon (20mm x 10mm x 2mm) and the nuts and bolts that hold the clamps together. Note – the video states that the bolts and nuts are M8 but they are actually M6 and can be purchased at a local hardware store. Now to give you guys/girls what the cost savings was, I needed 14 nuts and bolts and 28 magnets. To run the program and get seven pair of clamps it cost \$0. The nuts cost \$3.50 while the bolts cost \$7.00. The most expensive item was the magnets which cost \$8.99 for 20; I had to buy 2 sets. That’s seven clamps for \$28.50 versus the \$126.00 if ordered off of Amazon. These clamps work just as well as the Proses clamps.



If you want to get a copy of the program just Google I’m Being Creative (do not correct the spelling) and it will pop up at the top of the page. Click on it and then scroll down to the video on making your own clamps. The Thingiverse address is below the video highlighted or email me and I will bring my flash drive to one of the meetings. If you bring a flash drive we can copy it from mine to yours.

~Mike Carovac

ARTICLES

Summer Travels Part 2—Kentucky

If you didn't read part 1-Ohio it is in last months Trainwire. After Ohio I made my way down to Kentucky to visit the Kentucky Railway Museum in New Haven and ride their afternoon excursion train. This was the only item on the agenda for that day but as I pulled into my hotel that night I noticed a sign for the Louisville Antique and Toy Mall. I decided to check that out before heading to the museum the following morning. This place is a vintage toy lovers dream with 16,000 square feet and over 300 booths it really brought me back to my 80s childhood with GI Joe, Transformers, and He-Man. Sprinkled through some of the booths you could see some vintage postwar trains for sale but it was the back corner that really grabbed my attention. A vendor had turned the back corner into his own layout and train store. We talked for a bit and we ran some trains on the layout but unfortunately he didn't have anything on my list in his store.

After leaving this unplanned stop it was time to make my way over to the Kentucky Railway Museum. Now I should mention that I booked my train excursion earlier during my planning stages of this trip and I was very fortunate that I did as the museum offers one seat for sale (added cost of course) to ride in the cab with the engineer and brakeman for the duration and I was lucky enough to grab it. Included in the price of the excursion train comes admission to the museum and the museum grounds.

I started the near 95 degree day walking the grounds of the property and exploring all the various engines, passenger cars, rolling stock, and even

a turntable. Now this property is look only so you can not get on any of the equipment but you can go right up to each piece.

This is also the place where I found my first of many Merci Boxcars and was able to read about their history. The Merci Boxcars were a gift from France for the United States's help during WW2. They sent 49 of them and all the states at the time were granted one. Over time some have been lost, some are in poor shape, but some have been restored and can be viewed still today. I actually was able to see three of them throughout my travels on this trip. If you want to learn more about this car and where you can find them here is a link to an informative site which explains more. https://en.wikipedia.org/wiki/Merci_Train

After spending a good hour outside exploring it was time to come inside and enjoy the air conditioned museum. It was rather small but still very informative and they had a very detailed HO operating layout inside.

Now came the time to meet my engineer and brakeman who I would be spending the next 2 hours with riding in the cab as we rode along the mountains and countryside of Kentucky. This excursion train is operated on a push pull method so the first engine I rode in was the Louisville and Nashville No. 411 which is an EMD GP7. The other was the Santa Fe 2546 which is a CF7. Of the two I much rather preferred the Santa Fe as it had a wide open view through the cab window and wasn't blocked like the 411.


The ride started out great and was picturesque for the first 45 minutes; then the weather changed. A thunderstorm rolled in and up went the windows and on came the very vintage window wipers. At one point the train had to stop as we

had debris laying across the track. Our brakeman had to climb down the engine and pull it off the track. Doesn't seem that difficult but this gentleman was 85 years old. I volunteered to do it and was actually looking forward to climbing out on the front of the engine but due to liability issues I had to stay in the cab.

At the halfway point they dropped me off on a bridge and drove the train forward so I could climb up in the cab of the Santa Fe engine for the ride back in the 2546. If you are ever driving through Kentucky I would say this museum is worth a stop and definitely if you can get it, try to book the lone cab seat.

~ Bryan Persing





Around the Layout

A B&O crew working the yard in the haze very early in the morning.



The kickoff meeting for the new HO module group being formed in our area will be on Thursday evening, October 3, 2024, at 7:00pm at Bill Osborne's home in Leroy.

12795 Carter Road
Painesville (Leroy Township), OH 44077
440-254-0107



Division 5 Officers (Terms expire June 2026)

Superintendent	Bill Osborne	440-254-0107 Super@mcr5.org
Asst. Superintendent	Bryan Persing	330-715-3519 AstSuper@mcr5.org

Division 5 Directors (Terms expire June 2026)

Chuck Limbert	440-357-1864	BOD@mcr5.org
Linda Kacprzak	440-286-9690	BOD@mcr5.org
Andy Yedlick	440-298-1221	BOD@mcr5.org
Mike Carovac	440-497-8536	BOD@mcr5.org

Division 5 Appointed Positions (Terms expire June 2026)

Treasurer	Bonnie Lette	440-298-3075 Treasurer@mcr5.org
Clerk	Matt Kross	440-668-9462 Clerk@mcr5.org
Railfest Chairman	John Ward	Railfest@mcr5.org
Promo Day Coordinator		PromoDay@mcr5.org
Achievement Program	Matt Kross	440-668-9462 AP@mcr5.org
Trip Master	Bill Osborne	440-254-0107 Tripmaster@mcr5.org
Auditors	Chuck Limbert Bryan Persing	Audit@mcr5.org
Trainwire Editor	Bryan Persing	330-715-3519 Trainwire@mcr5.org
Refreshments	Cody Cavender Kellie Cavender	Refreshments@mcr5.org
Membership Roster Layout Tours	Matt Kross	440-668-9462 Membership@mcr5.org
Webmaster	Wayne Lette	440-298-3075 Webmaster@mcr5.org
Company Store	Ted Wiese	440-256-5212 CompanyStore@mcr5.org
Program, Bring & Brag	Mike Carovac	440-497-8536

WANTED

The Trainwire is always looking for an interesting article. If you have taken a trip lately, seen something interesting trackside, have a particular viewpoint on a railroad subject or just want to participate in the members profile; then we want to hear from you. Everyone wants to be kept current on division information, but we all enjoy an interesting article written by a member of this organization. So take your pictures and write your article and send them to the Editor by email.

NOTICE

I work on the Trainwire throughout the month and publish it around the 20th. If you absolutely need something in the next Trainwire issue please send it as soon as possible or let me know to hold space for you. Many times space allotted for certain items may already be spoken for. However, if you send items in early I can rearrange the format. Also when items are submitted I will inform you that I received them and when to look for them in the Trainwire.

THE TRAINWIRE NEWSLETTER

PUBLICATION OF DIVISION 5
2860 LORETO DRIVE
WILLOUGHBY HILLS, OHIO 44094

OCTOBER, 2024 EDITION

DIVISION 5 MEMBERSHIP (65)

THE TRAINWIRE

The Trainwire is an official publication of Division 5 "The Western Reserve Division", Mid Central Region, of the National Model Railroad Association. It is published approximately once a month and mailed to all NMRA members residing in Lake, Geauga, and Ashtabula counties (Ohio) free of charge, as long as the Division has funds for mailing. Others wishing to receive it may do so for the annual fee of \$12.00 for a mailing or it is always available on the website (FREE).

Information regarding The Trainwire, Division 5, or the NMRA may be obtained by writing to 2860 Loreto Drive Willoughby Hills, Ohio 44094 or sending an e-mail to Trainwire@MCR5.org. The Trainwire and Division 5 activities are funded by flea markets, raffles, contributions, and donations. All comments and opinions are welcome. Those views expressed in The Trainwire do not necessarily reflect the policies or opinions of the NMRA, the Mid Central Region or Division 5.



THE WESTERN RESERVE DIVISION 5

www.mcr5.org
A non-profit educational organization



Superintendent:

Bill Osborne

Super@mcr5.org

Asst. Super:

Bryan Persing

AstSuper@mcr5.org

Trainwire Editor:

Bryan Persing

Trainwire@mcr5.org

Treasurer:

Bonnie Lette

Treasurer@mcr5.org

Clerk:

Matt Kross

Clerk@mcr5.org