

# TRAINWIRE



## FEBRUARY, 2025 VOLUME XXI ISSUE 2

A PUBLICATION OF  
THE WESTERN RESERVE DIVISION  
DIVISION 5 — MID CENTRAL REGION — NMRA



### THIS MONTH:

- February 7**
- Division Meeting  
Hambden Town Hall  
7:30
- February 10**
- BOD Meeting  
Zoom  
7:30

### INSIDE THIS ISSUE:

Meetings/Events	2
Railfest Corner	3-5
Announcements	6-8
Events	9
Articles	10-14
Officers\ Volunteers	15



Well the holidays are behind us and as I am writing this it's 4 degrees outside. Perfect model railroading weather. We are into 2025 all ready and it looks like it could be a busy year for the division. First this years Railfest will be the first with our new director John Ward. We have seen some changes he's proposing and this years Railfest should be exciting! A couple of things I'm working on is a trip to the Age of Steam Roundhouse and a possible division picnic with the Lakeshore Live Steamers. We need to go over the month for the trip at the next meeting so I can book it.

Another change I think the division needs to make is bring the Trainwire

into the 21st century. This is not a job at Bryan, he's doing a great job with what he has but if we go to the new format it will be easier for him and you can click on the pictures to enlarge them and will be available for viewing for years as now they only last till the next Trainwire. Who knows we may even be able to have videos in the Trainwire. Virtual layout tours in the Trainwire would be great. More discussion needed. I also feel that more of you will send in articles to put in the Trainwire so an upgrade to handle it is needed. See ya at the meeting.

~Bill

As Bill stated in his remarks we are in the peak season for model railroading and lots of big events coming up.

To step back first the holiday party was fantastic this year and the new format with new activities seemed to be enjoyed by all attendees. Big thanks to Mike Carovac and his wife for spearheading the food and Matt Kross for the raffle.

Now onto upcoming events, of course we have Railfest in March but before that event comes up I have to get out of February first. Unfortunately, I won't be at the February meeting

as I will be participating in a HUGE (80ft by 60ft) modular setup in Indianapolis. At least 4 groups (including 6 members of the MOD Squad) are coming together to promote the hobby at this event. The next weekend the entire MOD Squad will be at the IX Center in Cleveland for the 2 day Great Train Show event which attracts thousands of visitors. Finally, I close out the month with another MOD Squad setup at the Independence Show. Lucky I have lots of new engines to run so I shouldn't get bored running the same items over and over ;-)

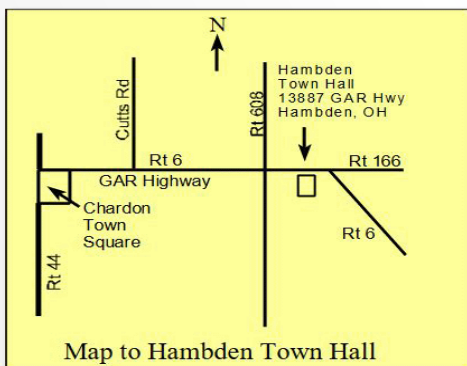
~Bryan

# MEETINGS & EVENTS

## UPCOMING DIVISION 5 MEETINGS

(DIVISION 5 MEETINGS START AT 7:30)

<u>FEBRUARY 7, 2025</u>	DIVISION MEETING
LOCATION:	HAMBDEN TOWN HALL
PROGRAM:	TBD
BRING & BRAG	ANYTHING GOES
<u>FEBRUARY 10, 2025</u>	BOD MEETING
LOCATION:	VIA ZOOM
TIME:	7:30
<u>MARCH 7, 2025</u>	DIVISION MEETING
LOCATION:	HAMBDEN TOWN HALL
PROGRAM:	TBD
BRING & BRAG	ANYTHING GOES
<u>MARCH 15 &amp; 16</u>	RAILFEST
LOCATION:	LAKELAND COLLEGE
TIME:	10AM—4PM (BOTH DAYS)



## UPCOMING Events

(GO TO [WWW.CLEVESHOWS.COM](http://WWW.CLEVESHOWS.COM) FOR A COMPLETE LIST OF SHOWS)

### February 2

Medina Train and Toy Show  
 Medina Fairgrounds, Medina, Ohio 44256  
 9 am to 3 pm Adm. \$8.00  
 Phone: 330-948-4400

### February 15

Canfield Train and Toy Show  
 7265 Columbiana, Canfield, Ohio 44406  
 10:00 am to 3:00pm Adm. \$7.00  
 Phone: 330-651-1042

### February 22

Independence Train Show - KD Trains LLC  
 The Independence High School Fieldhouse  
 6001 Archwood Rd. Independence, Oh 44131  
 10 am - 3 pm Adm. \$7.00  
 Phone: 216-642-0692

### March 2

Erie Model Train Show  
 Rainbow Gardens - Waldameer Park, PA  
 10 am to 4 pm Adm. \$5.00  
 Phone: 724-992-2035

### March 9

Akron Train & Toy Show  
 48 East Bath Road at State Road  
 Cuyahoga Falls, Ohio 44223  
 9:00 am - 3 pm Adm. \$5.00  
 Phone: 330-724-5253

### March 15 & 16

Div. 5 Railfest - Model Railroad Show  
 7700 Clocktower Dr., Kirtland, Ohio 44094  
 10 am to 4pm Adm.\$9.00 (day) \$14 (2 day)  
 Contact John at [railfest@mcr5.org](mailto:railfest@mcr5.org)

### March 29

Train Collectors Association  
 Cuyahoga County Fairgrounds  
 164 Eastland Rd., Middleburg Heights, Ohio  
 10 am to 3 pm Adm. \$6.00  
 Phone John Twarog at : 330-273-6404

# RAILFEST CORNER



### Attention Members

Calling All Volunteers for Railfest 2025!

Railfest 2025 is just around the corner, and we need your help to make it an unforgettable event!

We're looking for enthusiastic volunteers to fill various roles during the event. Whether you're great with people, handy behind the scenes, or just love being part of something big, there's a spot for you!

Sign up now on the division 5 members page.

Your time and support make all the difference! Let's make Railfest 2025 the best one yet.

Also see the next page if you are interested in selling items at the division 5 flea market members table. Read directions carefully as to how to participate.



Follow us on  
**Facebook**

### NMRA

**WESTERN RESERVE DIVISION GROUP**

### BUSINESSES ACCEPTING DIVISION 5 CERTIFICATES

- |                                      |                   |
|--------------------------------------|-------------------|
| Stewart's Hobbies & Collector's Toys | Willoughby, Ohio  |
| Hobby Town USA                       | Mentor, Ohio      |
| Toy-N-Hobby Headquarters             | Madison, Ohio     |
| The Painesville Railroad Museum      | Painesville, Ohio |



**PLEASE SUPPORT THESE DEALERS!**

## Division 5 Fleamarket Table Item Rules

If you want to make use of the Division fleamarket table at Railfest, you **MUST** fill out the form on the other side of this sheet. Use as many copies of the form as needed to list ALL the items you are selling. Each item on the table must have a sticker that contains the member's initials and a sequence number corresponding to the items on the form. Multiple items, bagged or boxed, are only counted as one item if they are being sold as a set.

Please keep prices in even dollar increments (\$1, \$2, \$3, etc.) if at all possible. This makes it a lot easier for the people manning the table to make change and handle the money.

Also, you need to provide a Business Size envelope to put the money in from the sales of your items. Mark your name clearly on the envelope. You also need to put some money in the envelope to allow the people manning the table to use for making change. We would like at least ten \$1 bills in the envelope. Please mark on the envelope the amount of money you provided for making change.



# RAILFEST 2025

Saturday and Sunday  
**March 15 & 16, 2025**

**10 am to 4 pm**

New & Collectable

Located at:

## Lakeland Community College

**7700 Clocktower Dr.  
Kirtland, Ohio 44094**

State Rt. 306 at Interstate 90 – exit 193

**Operating Layouts**

**N Scale Layouts**  
(LEHS)

**O Gauge layout**  
(Mod-Squad)

**S Scale & American Flyer**  
(Cuyahoga Valley S Gauge Association)

**Lionel O Gauge**

**LGB O Gauge**

**Live Steam Display**  
(Lake Shore Live Steam)

**Admission \$9.00**

Two Day Pass \$14.00

Family (couples) \$14.00

Family (max) \$16.00  
(2 Adults with Children under 18)

Food Service Available at reasonable prices

**Features**

Dealers

RR Flea market

Exhibitors

Operating Layouts

Video Tapes

Historical Displays

Train Ride Info

Test Track Available

ATM

**For Information Write:**

NMRA MCR Division 5  
PO Box 5081  
Mentor, Ohio 44060

Phone: (216) 598-8842

Email: railfest@mcr5.org



Presented by

### National Model Railroad Association

MCR – Division 5 Event

Since 1987 at Lakeland  
Visit us at [www.railfest.org](http://www.railfest.org)  
Facebook at [www.facebook.com/RailfestTrainshow](http://www.facebook.com/RailfestTrainshow)

Largest continuous running two day train show in OHIO!






# RAILFEST 2025 DINNER

**11<sup>th</sup> Annual Railfest Dinner** & **March 15, 2025**

Will be held at Painesville Railroad Museum (aka Painesville Depot)  
475 Railroad Street, Painesville, Ohio 44077  
Eleven miles east of College.  
**Have Dinner in a Historic Train Station!**

**Times:**  
Saturday evening, 5:30 pm, March 15, 2025

**Prices:**  
\$28.00 per person

**SPEAKER & SUBJECT**  
Hagan Meinke presents  
"The Railroads of Painesville."

**RESERVATION DEADLINE**  
March 12, 2025

**DINNER MENU**  
Tossed Green Salad  
Italian and Ranch Dressing on the side  
Chicken  
Corn Beef and Cabbage  
Red Skin Potatoes  
Rigatoni

**Beverages Stations:**  
Pots of Coffee - Pots of Decaf Coffee  
Soft Drinks, Coffee Condiments: Creamer, Sugar, Sweeteners

**Direction to Painesville Depot**  
Exit College, turn right (North) onto Rt. 306  
North on Rt. 306 to OH Rt 2 (2 miles)  
East on Rt. 2 (8 miles) to OH 535 / OH 283 (exit 223)  
South on OH 283 for 200 feet, left turn (east onto Chester St.)  
East on Chester St (0.7 miles) to North State Street  
South on North State Street (under RR bridge) to Railroad Street.  
East on Railroad Street to Depot.



This Dinner is open to any one that is interested in model railroading or trains in general.

Please mail back with **Separate Check** for the Buffet by **March 12, 2025**.  
(Check will be held & deposited March 18, 2025)  
Make Checks payable to: **Railfest**

Print your name: \_\_\_\_\_ Amount Enclosed \_\_\_\_\_ Check # \_\_\_\_\_

Please list and Print all Attending

**Mail to:** Tom Pescha, 3942 E. 364th St, Willoughby, Ohio 44094

Name: \_\_\_\_\_  
Name: \_\_\_\_\_  
Name: \_\_\_\_\_  
Name: \_\_\_\_\_

## Return this part



# ANNOUNCEMENTS

## February 2025 Trainwire Items

\*\*\*\*\*

February Meeting: February 7, 2025 – 7:30pm – In-person meeting at Hambden Town Hall  
Bring ‘n’ Brag: Anything Goes  
Program: To Be Determined

\*\*\*\*\*

March Meeting: March 7, 2025 – 7:30pm – In-person meeting at Hambden Town Hall  
Bring ‘n’ Brag: ?  
Program: To Be Determined

\*\*\*\*\*

April Meeting: April 4, 2025 – 7:30pm – In-person meeting at Hambden Town Hall  
Bring ‘n’ Brag: ?  
Program: To Be Determined

\*\*\*\*\*

### Trainwire Pictures Now On Website

Pictures that appear in the Trainwire are now available on the Division 5 website ( <https://mcr5.org> ) in higher resolution. To get to the pictures, go to the News page of the website and under the image of the current Trainwire is a place to click to see the pictures. Note: The pictures do not stay there forever. They are replaced each month with the pictures that are in the new Trainwire.

### Holiday Party Recap

We had 34 people attend Division 5’s Holiday Party on Saturday, January 11, 2025. The food from Mary Yoder’s restaurant was great as usual. Thank you to Mike Carovac for coordinating the food. Bryan Persing put together a great photo show of Division 5 activities and events in 2024. We had our annual Losers’ Raffle. The winners are posted elsewhere in this Trainwire. We then closed with a raffle of 15 prizes which everyone present was given three free tickets to use to take a chance on the prizes of their choice. Everyone seemed to have a good time.

### Member Welfare

Get well wishes to Paul Emch who had a bad fall in early January that caused a hospital stay.  
Get well wishes to Matt Kross who is recovering from a torn Achilles tendon.

### 2025 Losers’ Raffle Winners

The following lists the winners of the annual Division 5 Losers’ Raffle held at the Division 5 Holiday Party on January 11, 2025. All the winners should have received their prize certificate either in-person at the party or via mail. The winners are listed in the order they were drawn.

- |   |                |    |               |    |               |
|---|----------------|----|---------------|----|---------------|
| 1 | Paul Emch      | 7  | Doug Riedel   | 13 | Dennis Burger |
| 2 | Cody Cavender  | 8  | Rich Kacprzak | 14 | Mike Carovac  |
| 3 | Mike Rudder    | 9  | Chuck Limbert | 15 | Dave Neff     |
| 4 | David Moyer    | 10 | Bonnie Lette  | 16 | Nathan Bryant |
| 5 | Bruce Lutheran | 11 | Bill Kester   | 17 | Bill Berger   |
| 6 | John Crotty    | 12 | Ted Wiese     | 18 | Dave Barnes   |
|   |                |    |               | 19 | Bryan Persing |

# ANNOUNCEMENTS

RPM-East prototype modeler event in metro-Pittsburgh, PA

The 2025 RPM-East returns to the Westmoreland County Community College in Youngwood, PA, March 21 & 22! The location of our long-running railroad prototype modeler meet is just 40 miles southeast of downtown Pittsburgh, Pennsylvania. Make plans to rekindle your modeling efforts!

Thirty-eight modelers and historians are scheduled to speak at RPM-East. Many presentation titles have been posted to the RPM-East website. A tentative presentation schedule will be posted to the website in late February.

Early bird registration is only \$40 (until February 28th). RPM-East is sponsored by Division 2, MCR-NMRA. Registration forms, presentation details, op session layouts, and participating vendors can be reviewed at the RPM-East website:

[http://hansmanns.org/rpm\\_east/index.htm](http://hansmanns.org/rpm_east/index.htm)

There will be plenty of action over March 21 & 22.

- two days of prototype and model presentations
- a large display room to share your modeling efforts and learn new techniques
- a variety of vendors selling goods for prototype modeling
- Thursday operating sessions on local model railroads
- Sunday model railroad layouts to visit

There are several hotel options in nearby New Stanton, PA, just off of the Pennsylvania Turnpike. This Google Maps link can help you find lodging.

<https://goo.gl/maps/Kf55KEzfHJSMmaEV7>

Gather your models and make plans to attend the 2025 RPM-East prototype modeler event in Youngwood, PA!

Eric Hansmann  
RPM-East Publicity and Web Guy  
[eric@hansmanns.org](mailto:eric@hansmanns.org)

# ANNOUNCEMENTS



Add this superb, one of a kind, historical tank car to your collection. The Northern Utah Division of the NMRA is selling a series of HO scale Utah Oil Company (UTOCO) tank cars manufactured by InterMountain Railway. The cars feature a build date of 8/45 and a test date of 9/28/51.

Originally intended to be the convention cars for the 2019 NMRA convention in Salt Lake City, supply chain issues prevented the cars from arriving on time. Offered in six road numbers, the cars have metal wheelsets and Kadee couplers. Priced at \$45.00 each with free shipping, you can get your very own historical tank car before this limited edition is sold out, go to either:

[www.northernutahnmra.org/club-car](http://www.northernutahnmra.org/club-car)

or

<http://northern-utah-division-nmra.square.site/>



NMRA 90th Anniversary marketing materials. There are two versions, a dark purple one which is preferred, and a black one which is the alternate.

You can also download them from the NMRA Promotional Materials webpage (<https://www.nmra.org/members/promotional-materials>)

National is asking members to join the NMRA Region and Division Resources and Communication Facebook page.





# EVENTS

Some pictures of the holiday party held in January.



# ARTICLES

## PRODUCT REVIEW

Chandler Tool Ultimate Heat Gun - Amazon, \$24.98

After Bill Osborne's program demonstrating using a heat gun to "soften" gondolas to show them being beat up from their loading/unloading processes, I decided to jump in and try it myself.

I began looking for a heat gun suitable for N-scale use, as the one he used was better for HO scale or larger. His attempt at trying it on an N-scale during his demonstration did not have as good of a result as it did on an HO car, but I'm sure it would have gone better with a little more practice. (RIP to the N-scale test subject).

I did some research looking for a small, lower wattage device. I settled on the Chandler Tool Ultimate Heat Gun. I copied and pasted the information from Amazon, then e-mailed it to Mrs. Santa, and it magically appeared under our tree. And she says I'm hard to buy for.....

The Chandler heat gun has 2 settings, 270 watts and 320 watts. I did not try the higher wattage, as the lower setting was more than enough to do what I wanted to do. This tool also has a fold-down stand, so both hands are free to hold the train car and whatever you are using to flex the softened area.

My first attempts at this were with 2 different lower end gondolas I got from another member's estate sale. These are kits made by Roundhouse. The body is one piece with the stirrups

molded to the body. The metal under frame is separately applied, and I had it installed when I was applying the heat to help me in not getting carried away and distorting the car. I had not installed the truck assemblies, and if this were a ready-to-run car, I would have removed all of the parts that I could. Don't forget about the brake wheel. I had already resigned myself to the fact that these may be a couple of test cases that would end up in the scrap heap.


It's easy to overdo it. I kept the heat away from sensitive parts, like the non-removable stirrups. I started by trying to make some small dents. Looking back at it, I think a couple of them may have been a little larger than I wanted, but with some applications of "rust and dust" I feel it blended in okay. The advantage I found was that with the size of this tool, you can localize the heat to a smaller, specific area that you will not be able to do with a larger, more traditional heat gun.

I weathered these with oil paints and followed up with some powders.

I've only done 2 gondolas so far. It was easy to find photographs online of train cars that were wrecked but I was kind of surprised at how hard it is to find pictures of other types of rolling stock, such as boxcars, that were in-service with damage.

I am satisfied with this product, and feel you can use it for all scales.

~Chuck Limbert



# ARTICLES

## Researching

It goes without saying that one of the most important things that needs to be done before starting a project is to do some sort of research on what you plan to do. There are many ways of doing researching today, from asking others that have the knowledge to spending countless hours at a library or behind a computer screen. In our hobby research is almost a requirement. If you want to represent an accurately correct scene or buildings researching those items becomes a necessity even if it's just putting an ad on the side of a structure.

As most of you know I am planning to make my layout based on the coal tipples and coal towns of the Appalachian Mountains. Now, you would think that there would be a ton of information and pictures on this subject making finding out about anything easy. Well, for the most part that is true. Finding information on the tipples and how they look as well as the coal towns and camps was fairly easy but, finding out what the tracks leading into and out of the tipples in relationship with the main line became a nightmare. Books and pictures of coaling operations tend to only cover the tipples or specific coal towns and regions.

For the past three years I have been looking for information on how the empty hoppers and filled hoppers were spotted coming in and going out. If there is one thing that I have been told it is that I have a dog it determination at researching something to its minuet subject matter. So with that in mind the search of this information began. Since I could not find any books or pictures covering the track layout around the tipples at the library

I turned to historical societies such as the C&O, B&O and N&W hoping that they would have some information but to my dismay they too were also more concerned with just the tipples and there operations. In one of the C&Os historical magazine articles it talked about how at one tipple the empty hoppers were kept in a holding yard a mile away from the loading station and that the filled hoppers were also kept in a holding yard half a mile from the loading station but, there were no drawings or pictures associated with the article.

I then turned to the dreaded search engines on my computer. Now as we all know these search engines will only "react" to what you type in the search box and coming up with the correct phrase in itself-became a nightmare. No matter what I typed there were always 1-10 million possible locations. When I asked my computer wizard friend, who works for a university down south, he gave me ten possible search description to try. One of these descriptions was "Internet Archive of Appalachian Coaling". BINGO, the golden key!

This description lead me to a site just titled Internet Archive which lead me to The University of Illinois where I found a publication called Coal Age. This magazine which was printed weekly by The Colliery Engineer from 1911 to 1988 became a gold mine of information on not only coal mines but mining of all types both domestic and foreign. So with a whole lot of patients I began my reading with the first publication in 1911. Then in the July 29, 1916 volume 10 number 5 publications I found it, an article by E.A. Holbrook, a professor of Mining Engineering, titled "Track Layout at Mine Tipples". This article was an in depth description of how to

create the track leading from the main into the ladder tracks for empty hoppers to the track leading to the tipple to the ladder tracks for the loaded hoppers and back to the main. It talked about where to place the scales in relation to the tipple and the track grades needed for ease of operations.

This magazine covers almost everything from ventilation to the weight, horsepower and wheel slippage of electric mining locomotives. It also covers, to name a few, how to make gage and leveling boards for laying track both inside and outside of the mine, management and labor, sales and profit, technical advice on mining equipment,

first aid, events and celebrations and even deaths of individuals. Did you know that in 1916 the oldest shaft mine in Ohio was in Steubenville? It was opened in 1857 and was a coal mine that had no railroad connections. The freight cost to ship coal west was .05¢ to .15¢ per ton while shipping coal east was .15¢ to .40¢ per ton. A wealth of information can be had from publications such as this.

Was the three years of looking worth it, I think yes. Now I have a source document that is unmatched by any other document, book or picture.

~Mike Carovac

### **Summer Travels Part 6—Pennsylvania**

My final day and stop was to Steamtown in Scranton Pennsylvania. I never even made it to the front gates before stopping and taking about 50 pictures; because as you enter the driveway you see parked right there the Union Pacific 4012 Big Boy. You really have to get up close to this engine to appreciate just how grand it is and how many parts went into getting her to run. Upon pulling myself away from the Big Boy I entered the actual museum and quickly latched onto a tour group so I could get a behind the scenes tour of the still active maintenance and restoration areas.





These areas are only accessible if you are on a tour so I recommend joining one of the many they run each day. The most interesting item I learned while on the tour is that many of the parts and the tools have to be hand crafted since they are impossible to come by. There are so many engines to see I really had to take my time to stop and appreciate each one and see just how unique

each engine really is; in addition to the fact they are all in various stages of restoration.

Also on the grounds of Steamtown there is a trolley museum on the other end of the parking lot. It is not part of Steamtown (which is free) so a small admission is charged to enter; but it is well worth the price. The only disappointment was that I was there midweek and they only offer the train rides on the weekends. This might mean I take the long way home from York next time in order to stop by again and get to ride the rails.

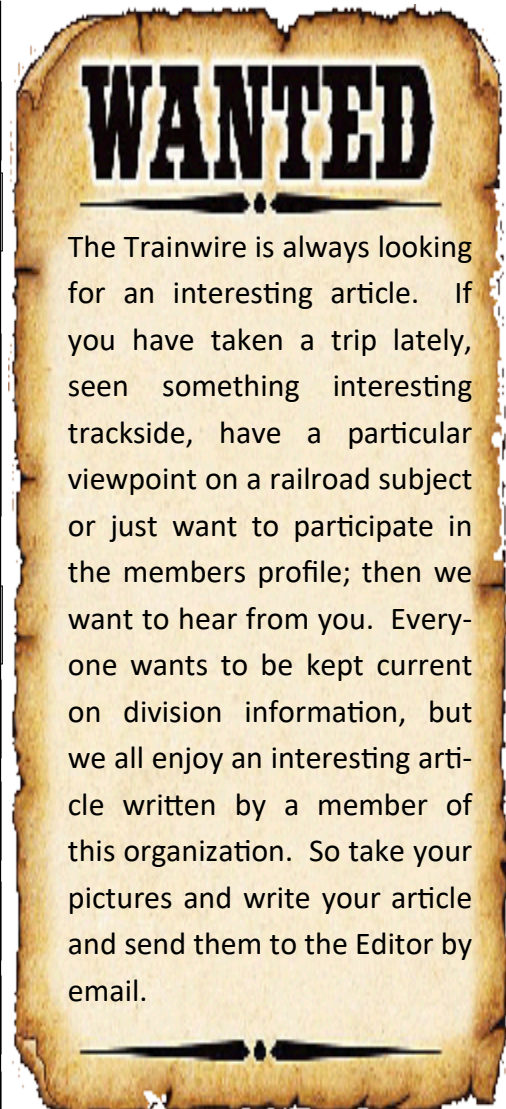
All in all, I spent 10 days on the road traversing roughly 2,400 miles. My costs remained under \$2,000 for gas, hotels, meals, entrance fees, and excursion tickets. Of course this doesn't include a few items I might have purchased along the way from the hobby shops but that amount will remain a secret. It might sound cliché but it really didn't matter the cost, the memories made were priceless. For those wondering, yes I am already planning another trip with new locations next summer.

~Bryan



More Pictures Online

Division 5 Officers (Terms expire June 2026)		
Superintendent	Bill Osborne	440-254-0107 Super@mcr5.org
Asst. Superintendent	Bryan Persing	330-715-3519 AstSuper@mcr5.org
Division 5 Directors (Terms expire June 2026)		
Chuck Limbert	440-357-1864	BOD@mcr5.org
Linda Kacprzak	440-286-9690	BOD@mcr5.org
Andy Yedlick	440-298-1221	BOD@mcr5.org
Mike Carovac	440-497-8536	BOD@mcr5.org
John Ward	440-231-3235	BOD@mcr5.org
Division 5 Appointed Positions (Terms expire June 2026)		
Treasurer	Bonnie Lette	440-298-3075 Treasurer@mcr5.org
Clerk	Matt Kross	440-668-9462 Clerk@mcr5.org
Railfest Chairman	John Ward	440-231-3235 Railfest@mcr5.org
Promo Day Coordinator	(Open)	PromoDay@mcr5.org
Achievement Program	Matt Kross	440-668-9462 AP@mcr5.org
Trip Master	Bill Osborne	440-254-0107 Tripmaster@mcr5.org
Auditors	Chuck Limbert Bryan Persing	Audit@mcr5.org
Trainwire Editor	Bryan Persing	330-715-3519 Trainwire@mcr5.org
Refreshments	Cody Cavender Kellie Cavender	Refreshments@mcr5.org
Membership Roster Layout Tours	Matt Kross	440-668-9462 Membership@mcr5.org
Webmaster	Wayne Lette	440-298-3075 Webmaster@mcr5.org
Company Store	Ted Wiese	440-256-5212 CompanyStore@mcr5.org
Program, Bring & Brag	Mike Carovac	440-497-8536



The Trainwire is always looking for an interesting article. If you have taken a trip lately, seen something interesting trackside, have a particular viewpoint on a railroad subject or just want to participate in the members profile; then we want to hear from you. Everyone wants to be kept current on division information, but we all enjoy an interesting article written by a member of this organization. So take your pictures and write your article and send them to the Editor by email.

## NOTICE

I work on the Trainwire throughout the month and publish it around the 20th. If you absolutely need something in the next Trainwire issue please send it as soon as possible or let me know to hold space for you. Many times space allotted for certain items may already be spoken for. However, if you send items in early I can rearrange the format. Also when items are submitted I will inform you that I received them and when to look for them in the Trainwire.

## THE TRAINWIRE NEWSLETTER

PUBLICATION OF DIVISION 5  
2860 LORETO DRIVE  
WILLOUGHBY HILLS, OHIO 44094

FEBRUARY, 2025 EDITION

DIVISION 5 MEMBERSHIP (66)

### THE TRAINWIRE

The Trainwire is an official publication of Division 5 "The Western Reserve Division", Mid Central Region, of the National Model Railroad Association. It is published approximately once a month and mailed to all NMRA members residing in Lake, Geauga, and Ashtabula counties (Ohio) free of charge, as long as the Division has funds for mailing. Others wishing to receive it may do so for the annual fee of \$12.00 for a mailing or it is always available on the website (FREE).

Information regarding The Trainwire, Division 5, or the NMRA may be obtained by writing to 2860 Loreto Drive Willoughby Hills, Ohio 44094 or sending an e-mail to [Trainwire@MCR5.org](mailto:Trainwire@MCR5.org). The Trainwire and Division 5 activities are funded by flea markets, raffles, contributions, and donations. All comments and opinions are welcome. Those views expressed in The Trainwire do not necessarily reflect the policies or opinions of the NMRA, the Mid Central Region or Division 5.



## THE WESTERN RESERVE DIVISION 5

[www.mcr5.org](http://www.mcr5.org)  
A non-profit educational organization



Superintendent:	Bill Osborne	<a href="mailto:Super@mcr5.org">Super@mcr5.org</a>
Asst. Super:	Bryan Persing	<a href="mailto:AstSuper@mcr5.org">AstSuper@mcr5.org</a>
Trainwire Editor:	Bryan Persing	<a href="mailto:Trainwire@mcr5.org">Trainwire@mcr5.org</a>
Treasurer:	Bonnie Lette	<a href="mailto:Treasurer@mcr5.org">Treasurer@mcr5.org</a>
Clerk:	Matt Kross	<a href="mailto:Clerk@mcr5.org">Clerk@mcr5.org</a>
Railfest:	John Ward	<a href="mailto:Railfest@mcr5.org">Railfest@mcr5.org</a>